

# CTHCI




## Current Topics in Human–Computer Interaction

### HCI Design Patterns Part 2

**Prof. Dr. Jan Borchers**  
Media Computing Group  
RWTH Aachen University

Summer Semester '26

<https://hci.rwth-aachen.de/cthci>




**RWTHAACHEN**  
UNIVERSITY

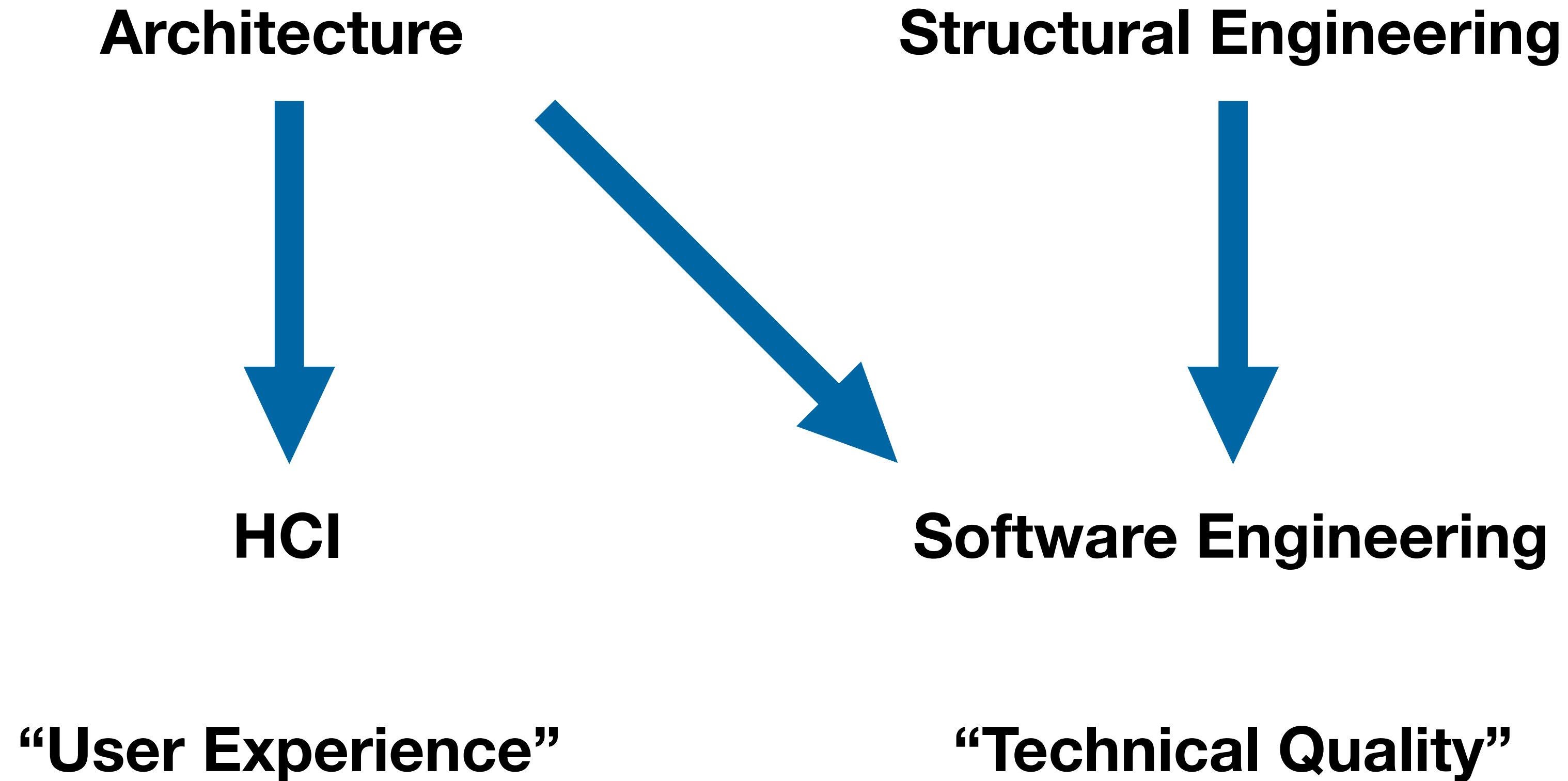
# Recap Design Patterns

- Problem: communication in interdisciplinary design
  - Architecture — software engineering — HCI
- HCI design patterns to bridge that gap
- A design pattern describes a **successful solution** to a **recurring contextualized design problem** in a **consistent format** that is **readable by non-experts** and networked into a **language**.
- Inspired by C. Alexander's pattern language on architecture
  - Alexander was invited to OOPSLA'96 comment on the efforts of the SW community in creating patterns...




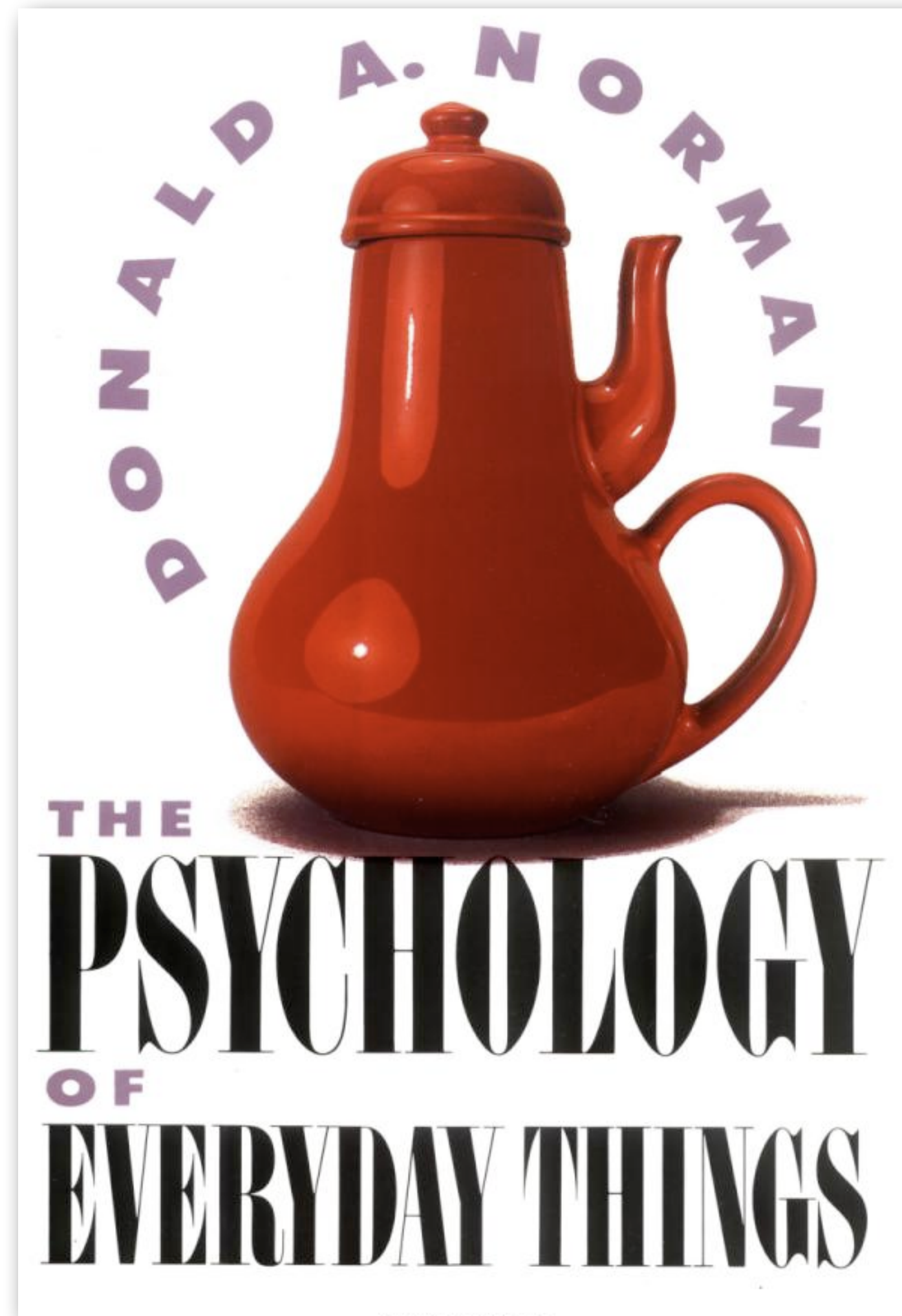
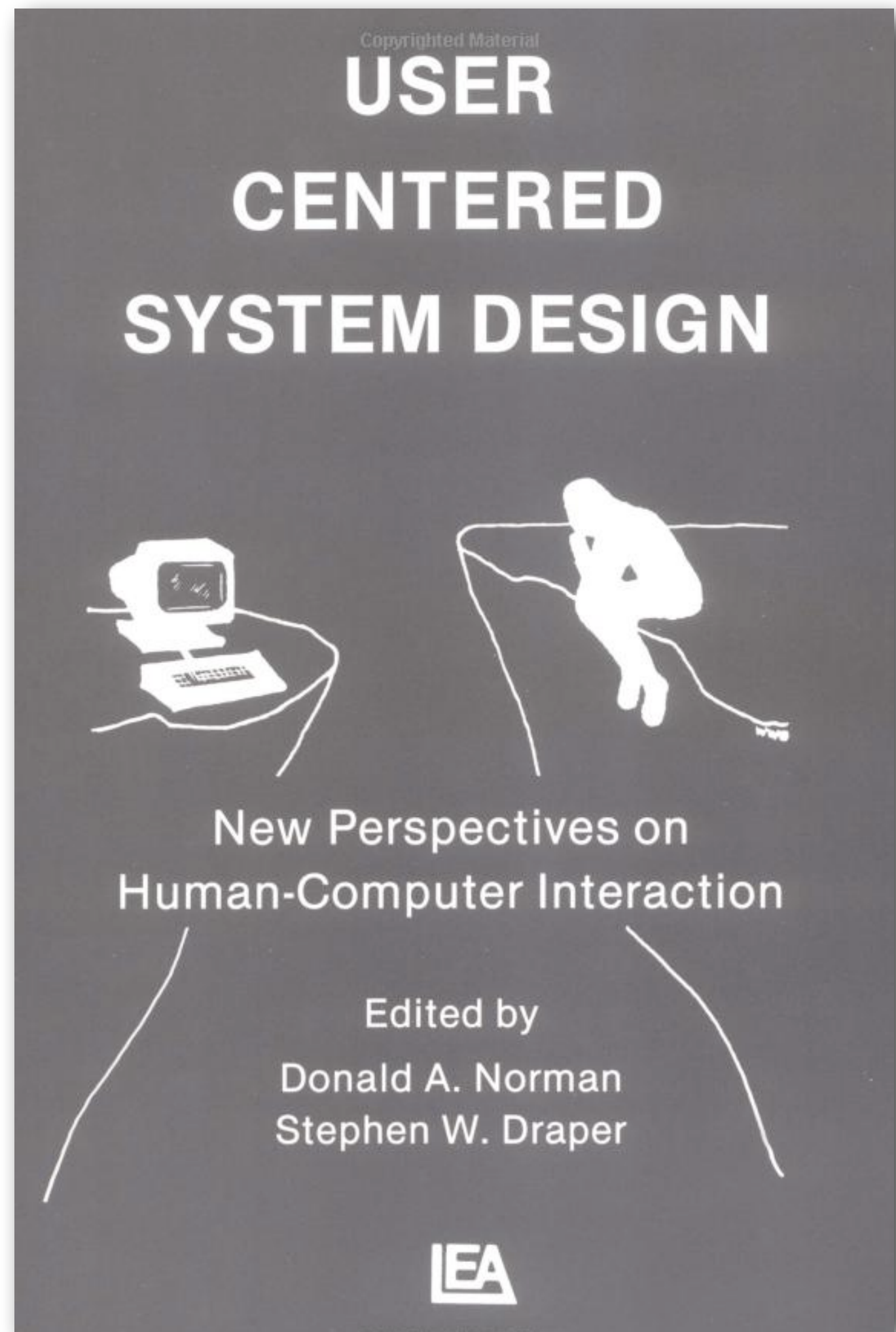


# Mismatched Adoption



[Mitchell Kapor, A software design manifesto, Dr. Dobb's Journal '91]

# Patterns in HCI



# Patterns in HCI



CHI 2014  
One of a CHInd



CHI 2025  
Yokohama, Japan



(X)PLML,....

16 social protocol \*\*\*



Name, Ranking

Sensitizer

Figure 17: Passing on a mouse for a group display.

...you have picked your hardware to control the room and its services—ROOM CONTROLLER (15), and now need to decide how the technology is operated by the users.

Context



Interactive technology likes to be told when something happens or when it is supposed to do something. But people easily forget that extra step, especially when in the middle of a high-energy brainstorming session.

Problem

A research video by MIT once showed a group of researchers having a meeting around the table, and the room was “listening in” on the conversation going on. Whenever a certain point was reached, such as deciding to add a new item to the agenda, or delegating a task to a member in the room, everybody had to shut up, and the moderator would speak the corresponding commands for the computer to keep up with what was going on. It was the worst group support interface imaginable. Good group support software follows what’s going on in the room as good as it can, trying to detect from a variety of sensors, models, and other input what the current activity and actors are, and then takes initiative on a simple, reliable level to help the actors, without presuming to understand more than it can.

Computer scientists will argue that deriving this information from sensor values is not reliable, so the computer needs clear commands in order not to do something wrong. This is perfectly true in distributed settings with low bandwidth for human communication: If user A decides to pass control over the shared mouse cursor to remote user B in a shared application, he usually has to click a button to do so. In a collocated setting of an AE, an enormous advantage comes to the help of the system: social protocol. The people in the room can see and hear each other. If one person is controlling the mouse cursor using their laptop, and someone else wants to

Examples

take over with their own laptop, they will just say so. The computer does not need to understand this verbal command, nor does he need to lock the cursor for everybody else but one user at a time: It can simply accept cursor movement from everybody in the room; if there’s a conflict of concurrent access, the users will quickly and easily notice and resolve it among themselves. This approach, on the other hand, saves the users having to send explicit messages each time they wish to pass control of that cursor to someone else, making the interaction much more fluid.

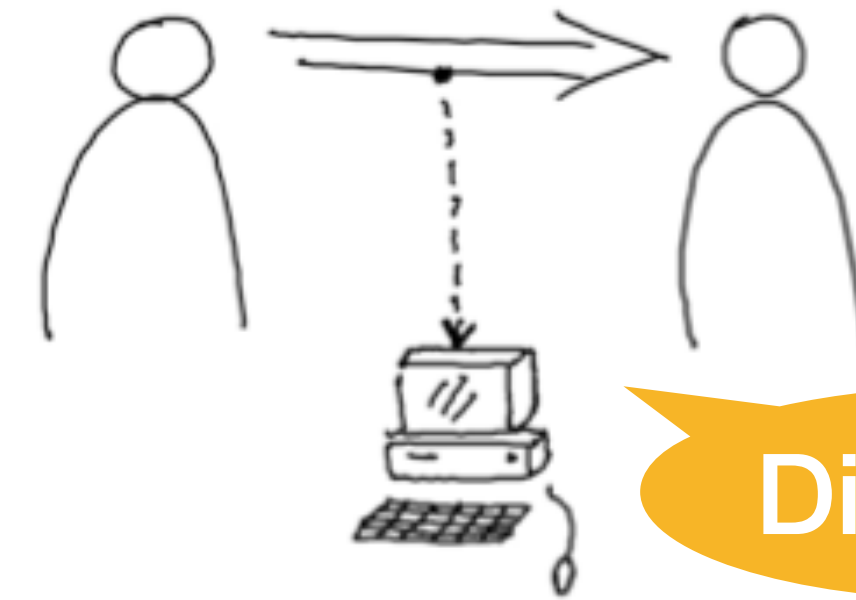
Examples include the design of the interaction for the iRoom’s remote cursor control that allows “mouse fights” to occur, simply always using the last coordinate received; or its iClipboard feature that lets people cut and paste in a single shared clipboard for the room.

Winograd et al., in their chapter elsewhere in this book, reflect on this concept by suggesting room infrastructure in which “...users and social conventions in an environment take responsibility for actions, and the system infrastructure is responsible for providing a fluid means to execute those actions.”

Therefore:

Do not put unnecessary protocols into place that are aimed at avoiding overlapping access to technology, if that collision can be easily noticed and fixed by the users through social interaction. If a user issues a social protocol act, such as passing a wireless mouse to someone else, the system should add an additional repetitive step from the user to tell the room what he just did for everyone else to clearly see.

Solution



Diagram



This is a basic pattern with no further references within this language.

Reference

# Evaluating Patterns

- Shepherding
  - Experienced pattern author provides feedback
  - Usually part of the paper submission process
- Writers' Workshops

# Writers' Workshops

- Originally invented for poets' meetings
  - Adopted by Richard Gabriel for the software patterns community
- Designed to respect the author, create a relaxed, positive & friendly atmosphere
  - Welcome, reading, positive first, constructive, sandwich, applaud, unrelated story



Richard Gabriel



EuroPLoP 2010



# Writers' Workshops

- Immensely valuable experience for the author
  - Feedback as in a very thorough review of a paper, thesis, exam...
  - Plus, you get to listen to the review process
  - Often reveals that others have totally different views than yourself about your work and topic
- Tip: Use this format also in other situations



# Writers' Workshops

1. Everybody **reads** pattern before workshop
2. **Welcome**
3. **Read part** of work to remind of author
4. Author: **Fly** on the wall
5. **Summary**
6. Things to **keep** (form, content)

# Writers' Workshops

7. Suggestions for **improvement** (form, content)
8. **Sandwich**: Summarize positive points
9. Welcome author **back**
10. Author asks clarifying **questions** (no defending)
11. **Applaud** the author
12. Unrelated **story** =)

(See ChiliPLoP'99 HCI patterns workshop report for details.)



# PLML 1.0

- Early formalization:  
DAG, nodes = patterns
- PLML: Pattern Language Markup Language
- Goals:
  - Specify pattern language structure
  - Do not limit authors to specific pattern formats
  - Facilitate authoring and browsing tool support
- Formulated as XML DTD at CHI 2003 Workshop



# PLML 1.0: Use

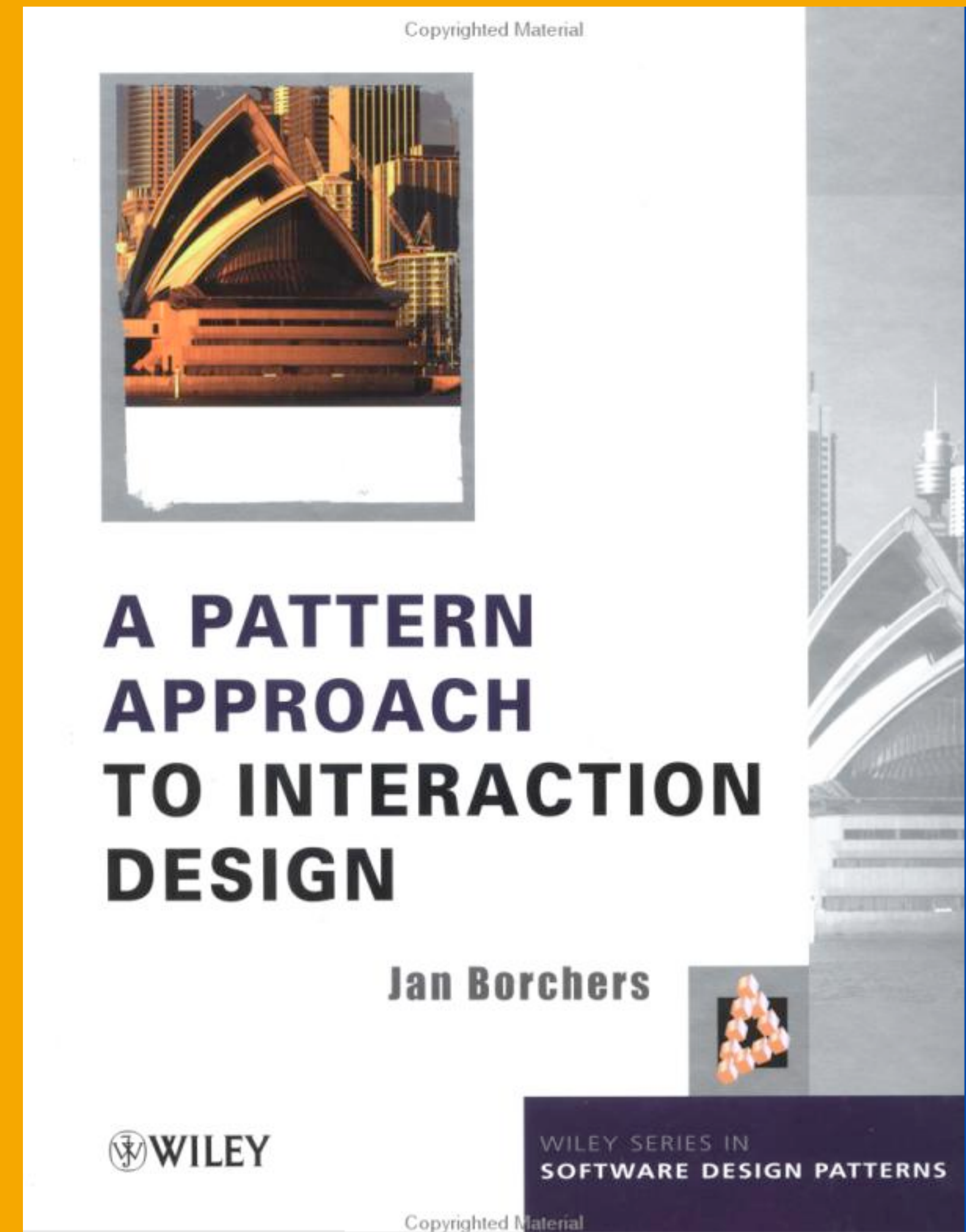
- Applied to several pattern languages, including Interactive Exhibits
- Recommended format for pattern submissions at CHI 2004 workshop
- Common data format for emerging tool support



**Jan Borchers, 2001**

**First book that brought design patterns to HCI**

**(Also, his PhD thesis)**



**QWAN**

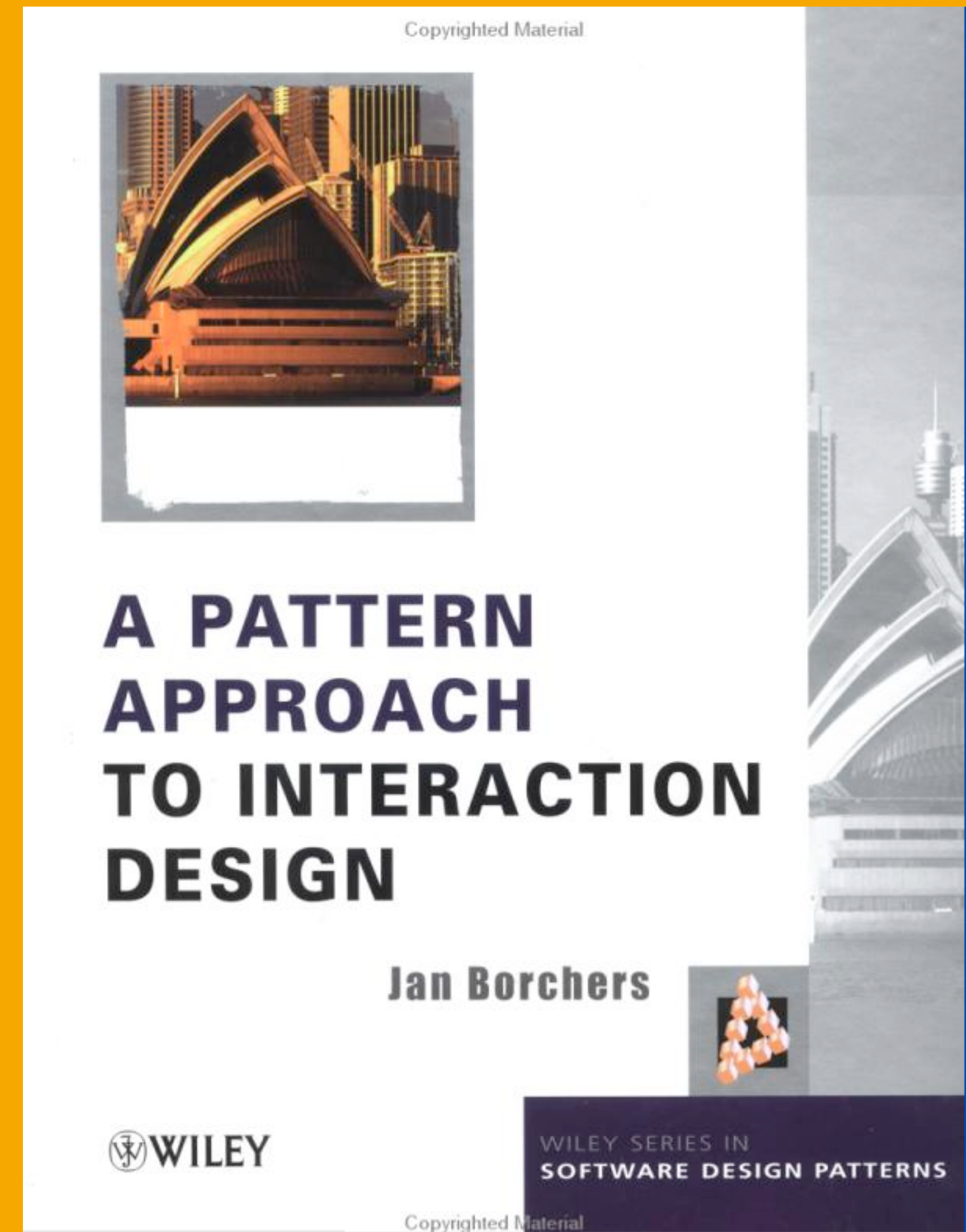
**HCI is heir**

**lingua franca**

**Corporate Memory**

**Values**

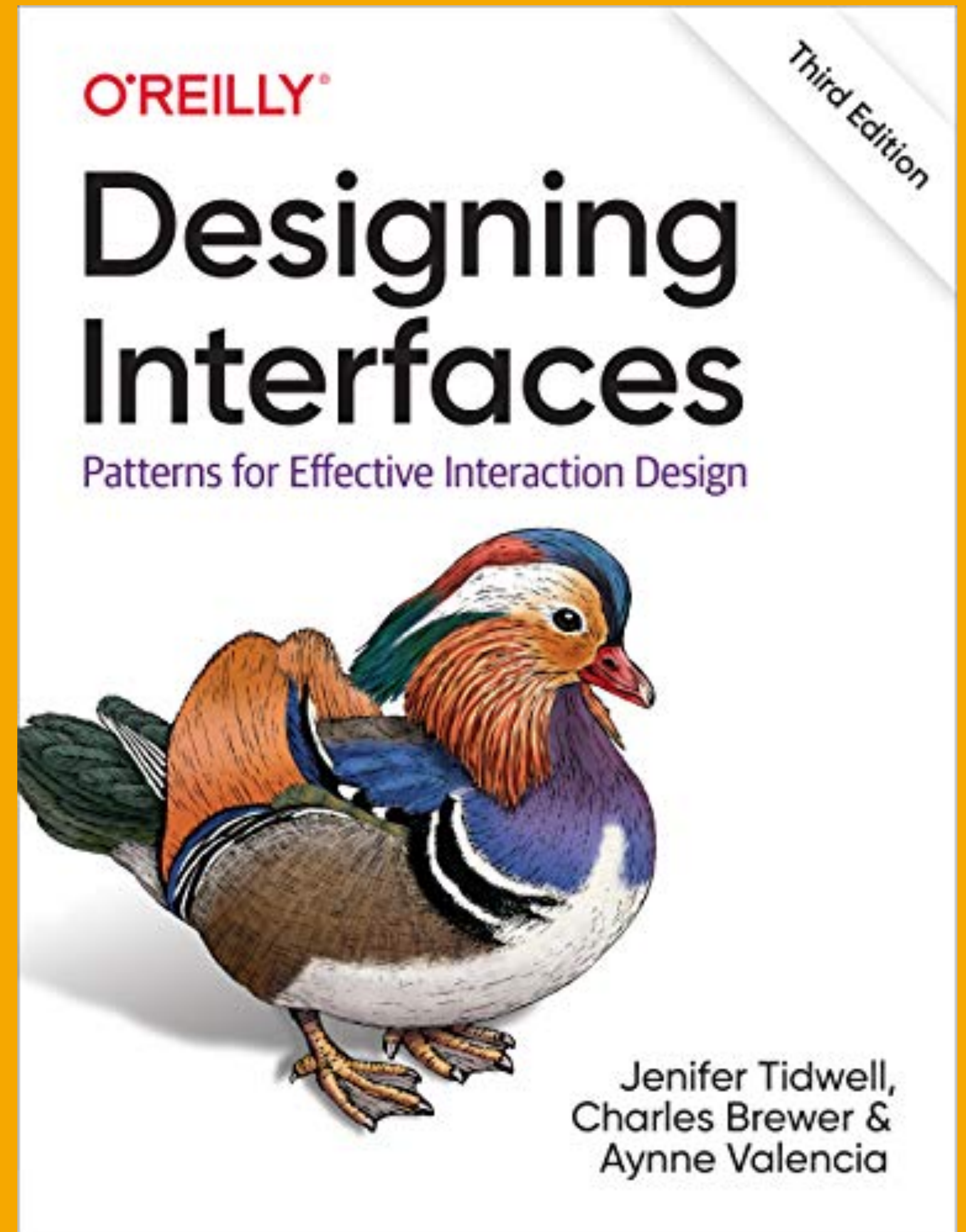
**hcipatterns.org**



**Jenifer Tidwell, 2005/2010/2020**

**Developed from “Common Ground” Pattern Language (1997) [Common Ground]**

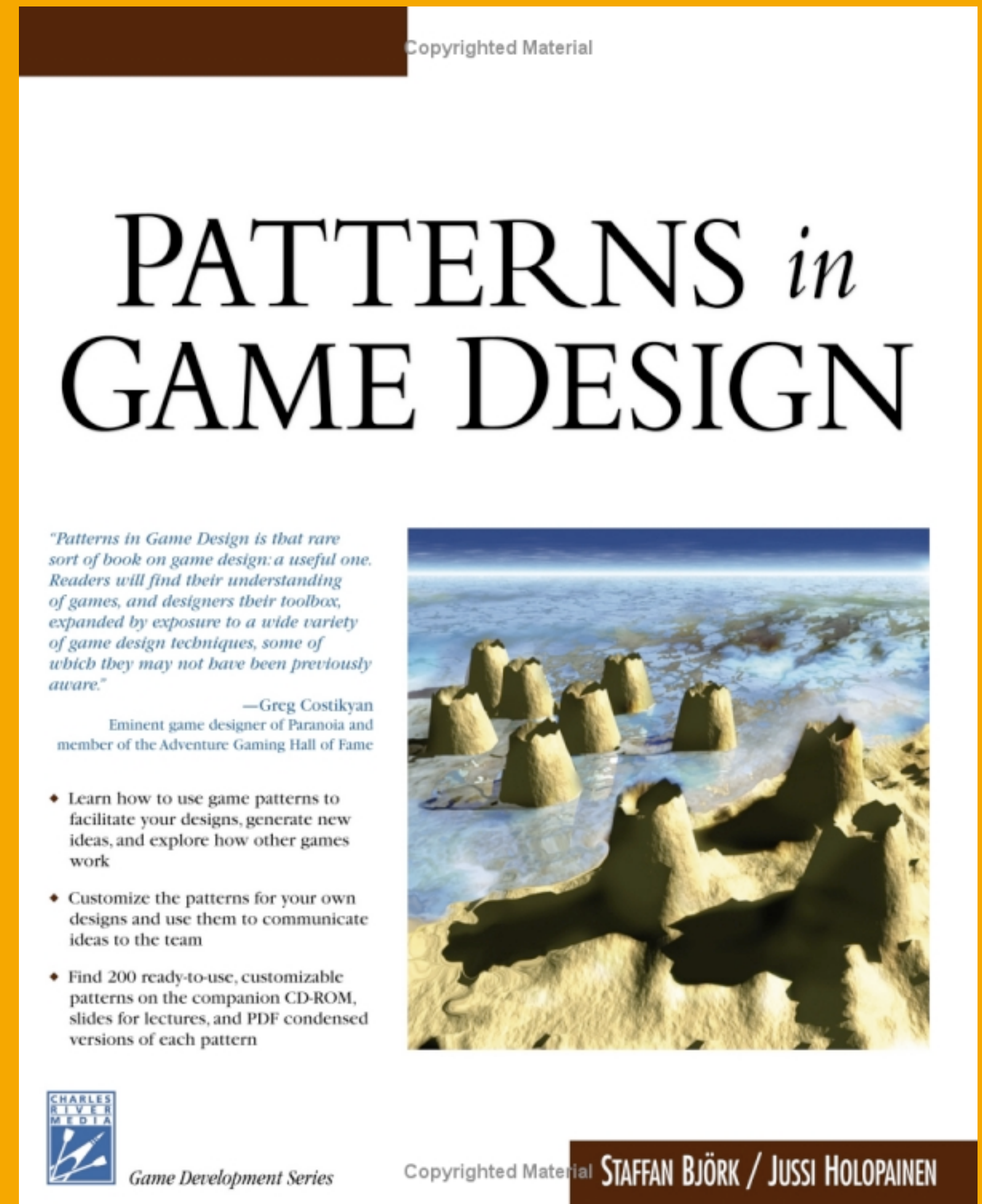
**In part available at: (archive from 2021, 2nd edition): [designinginterfaces.com](http://designinginterfaces.com)**



**Staffan Bjork,  
Jussi Holopainen,  
2005**

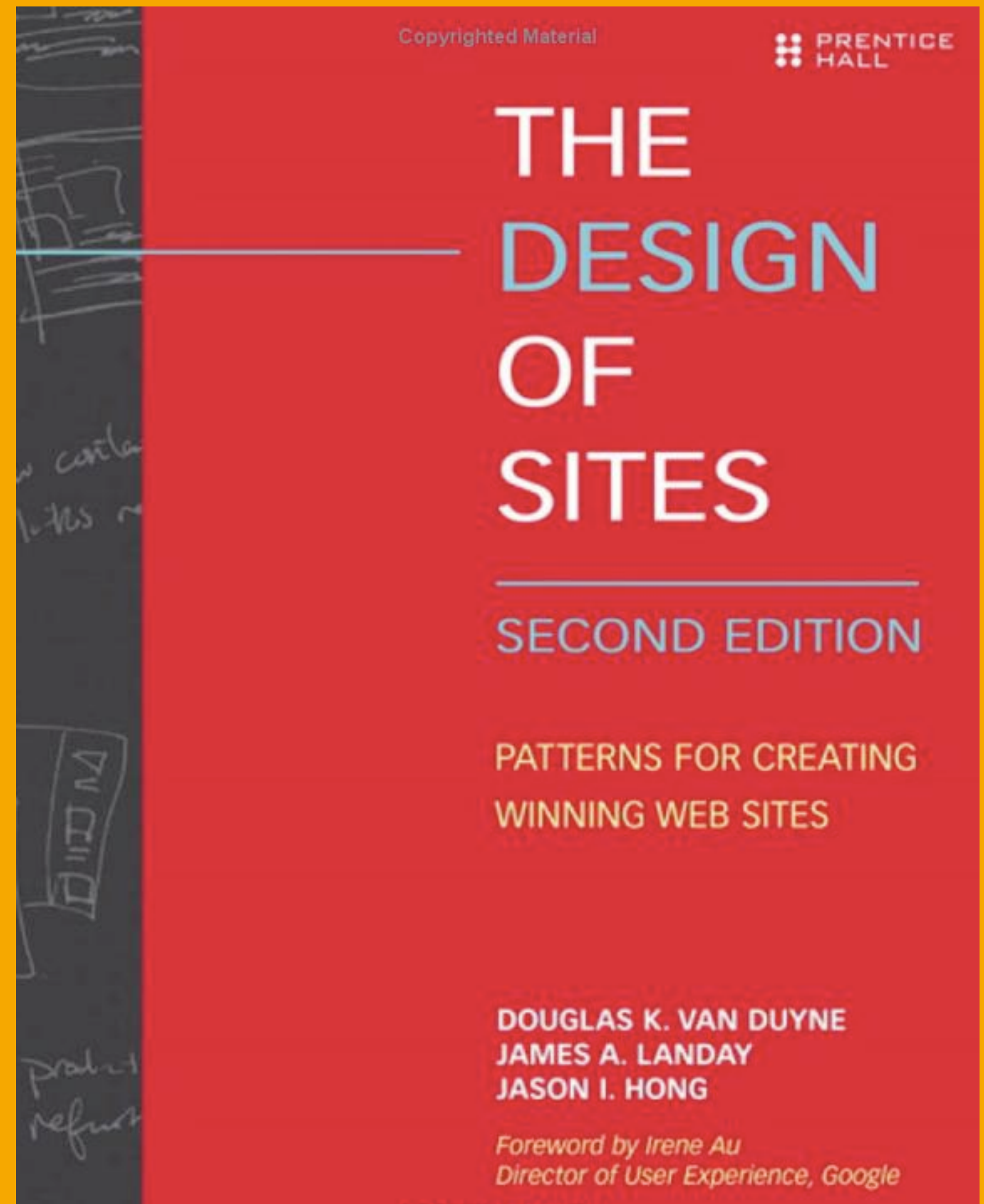
**300 patterns**

**Instantiates – Modulates –  
May Conflict**



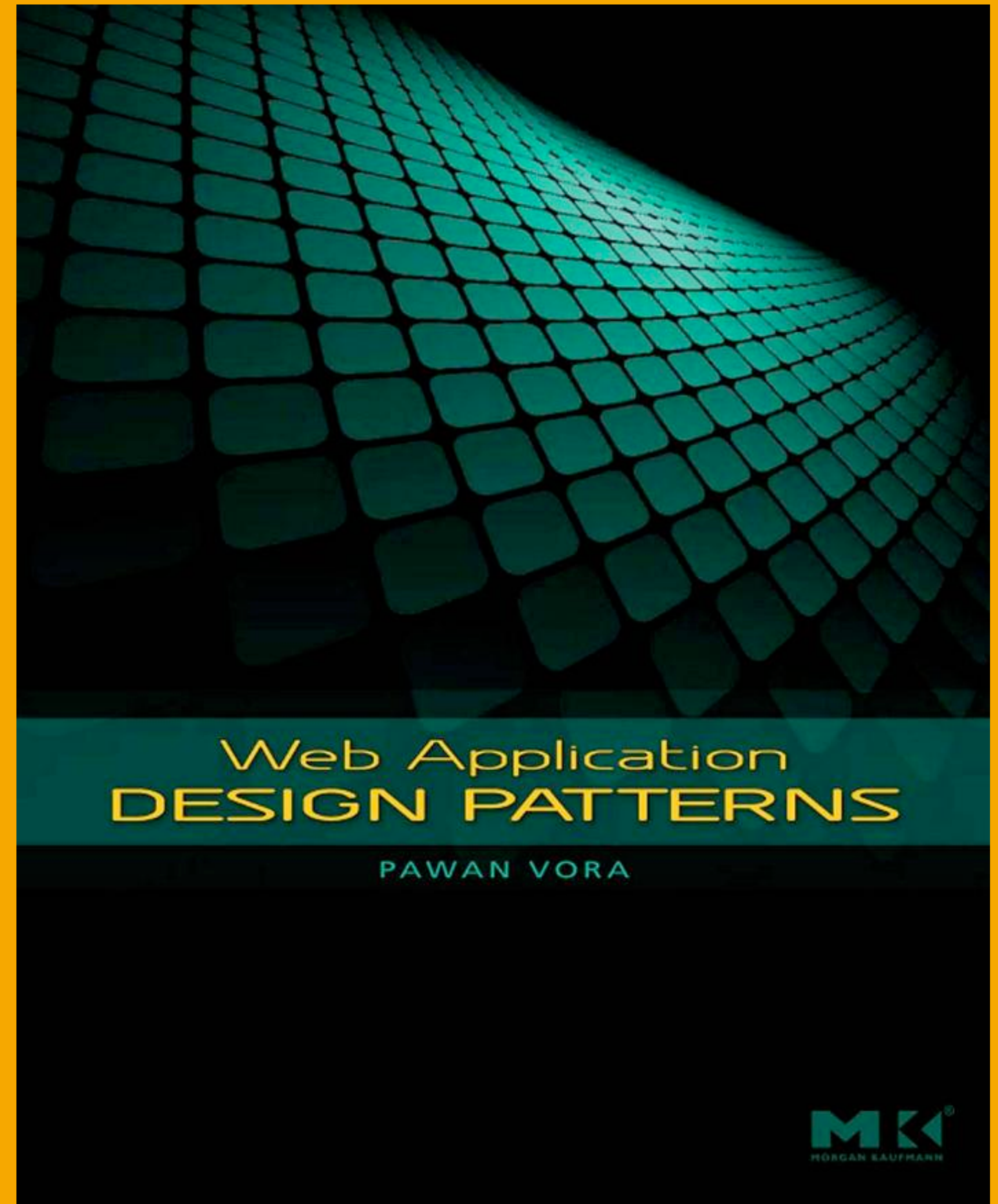
**v. Duyne et al., 2006 (2nd ed.)**

**Successful book on HCI Design  
Patterns for web sites**



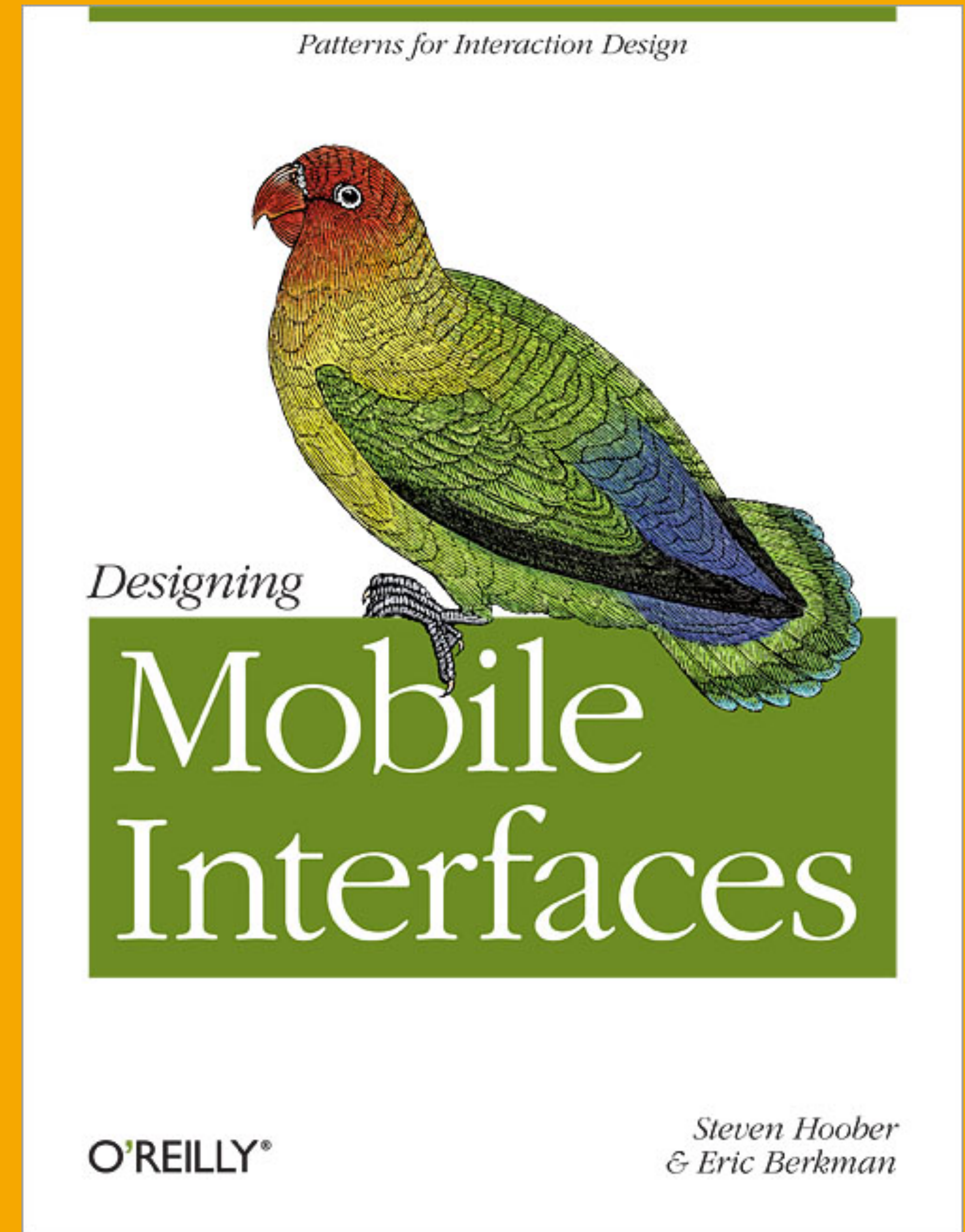
**Pawan Vora, 2009**

**100 patterns**



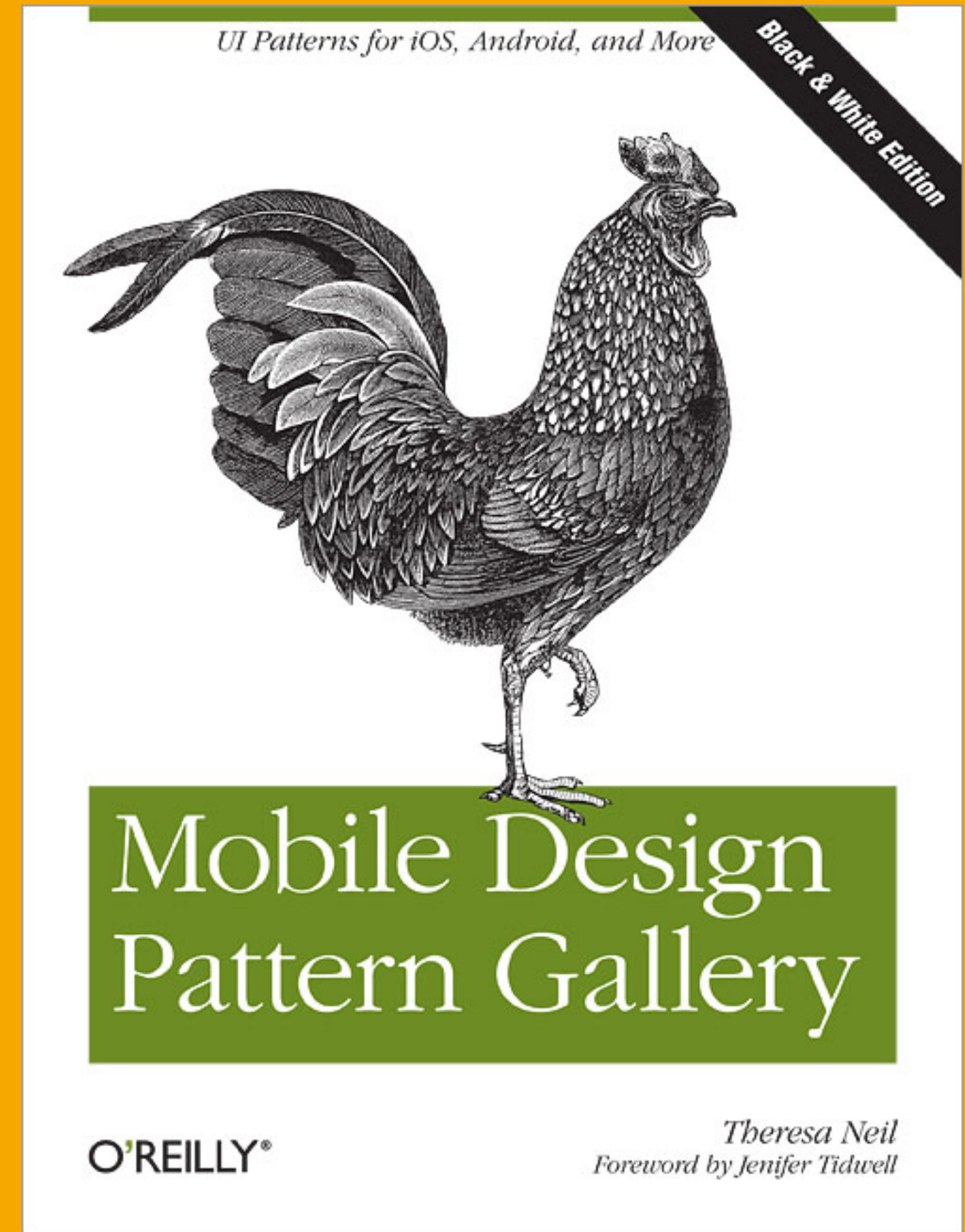
# Steven Hooper and Eric Berkman (2011)

**76 patterns**



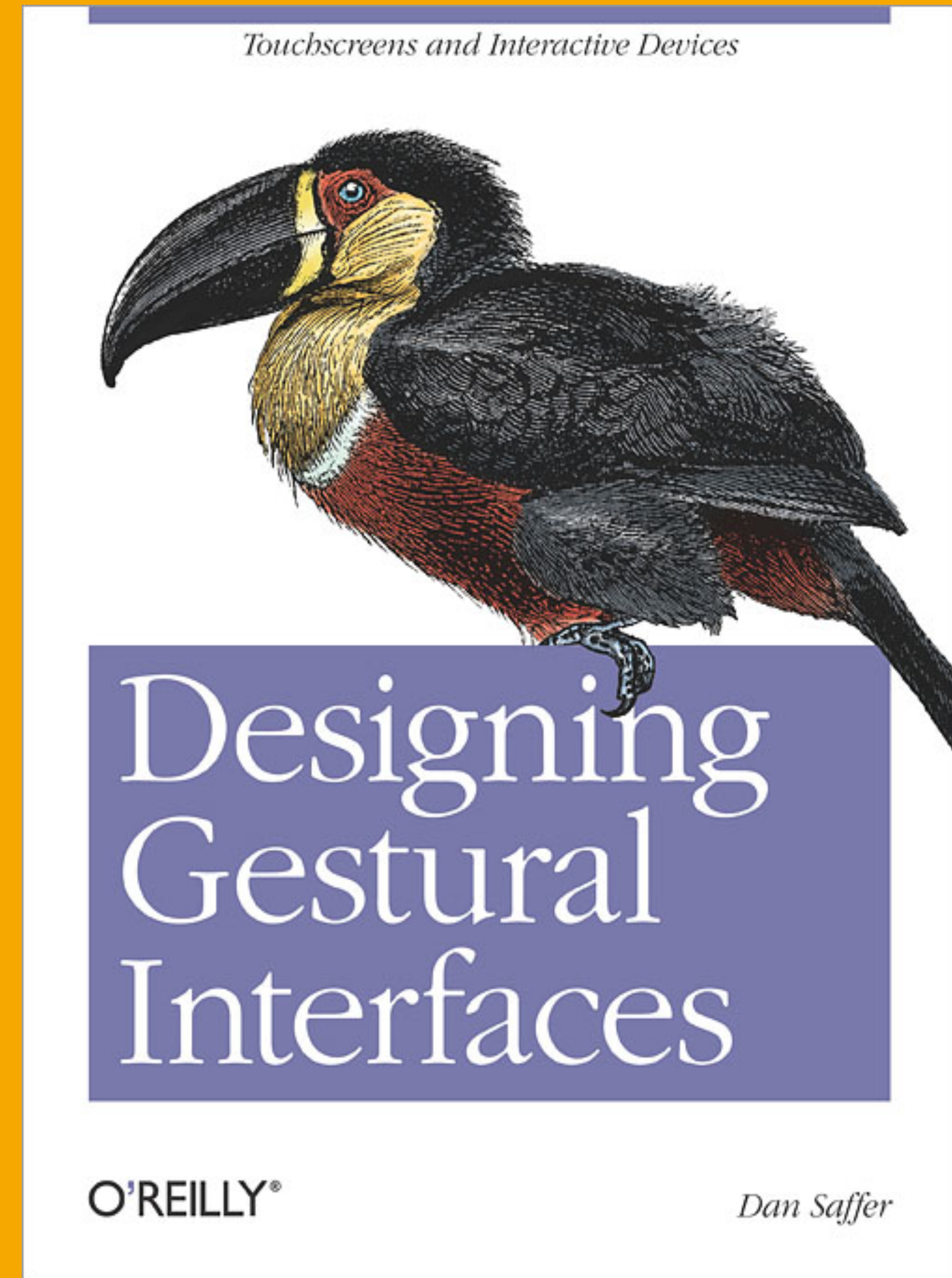
**Theresa Neil (2012)**

**400 screenshots for 70 design patterns**



**Dan Saffer (2008)**

**9 patterns for touchscreens and  
hand tracking devices**



# More Current Trends

- Dearden & Finlay,  
*Human Computer Interaction* 21(1), 2006
- *Interactions* 1/2007
- CHI 2009 XPLML

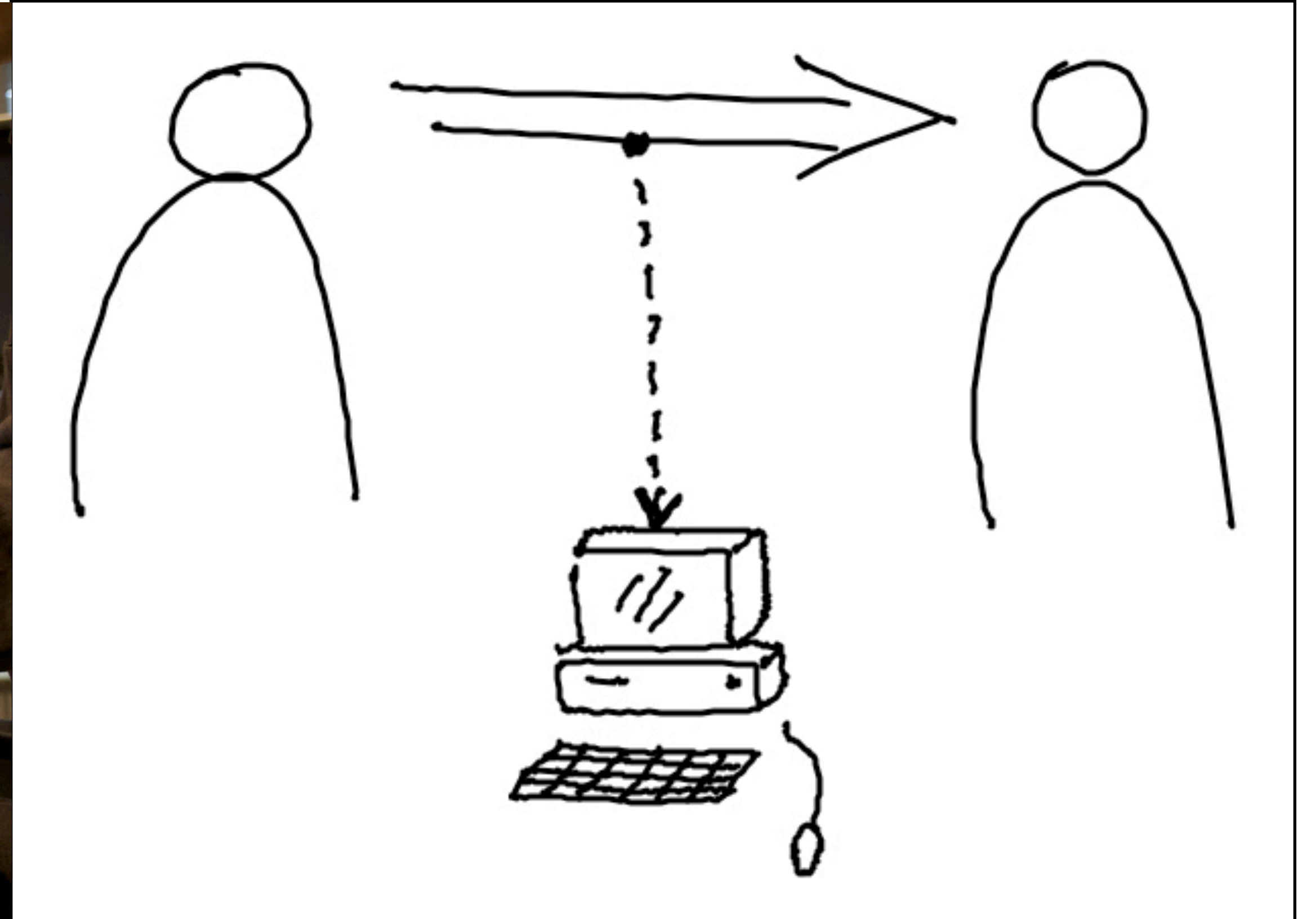


**S. Lahlou (ed.), From Meeting Rooms  
to Digital Collaborative Spaces  
[CSCW, 2009]**

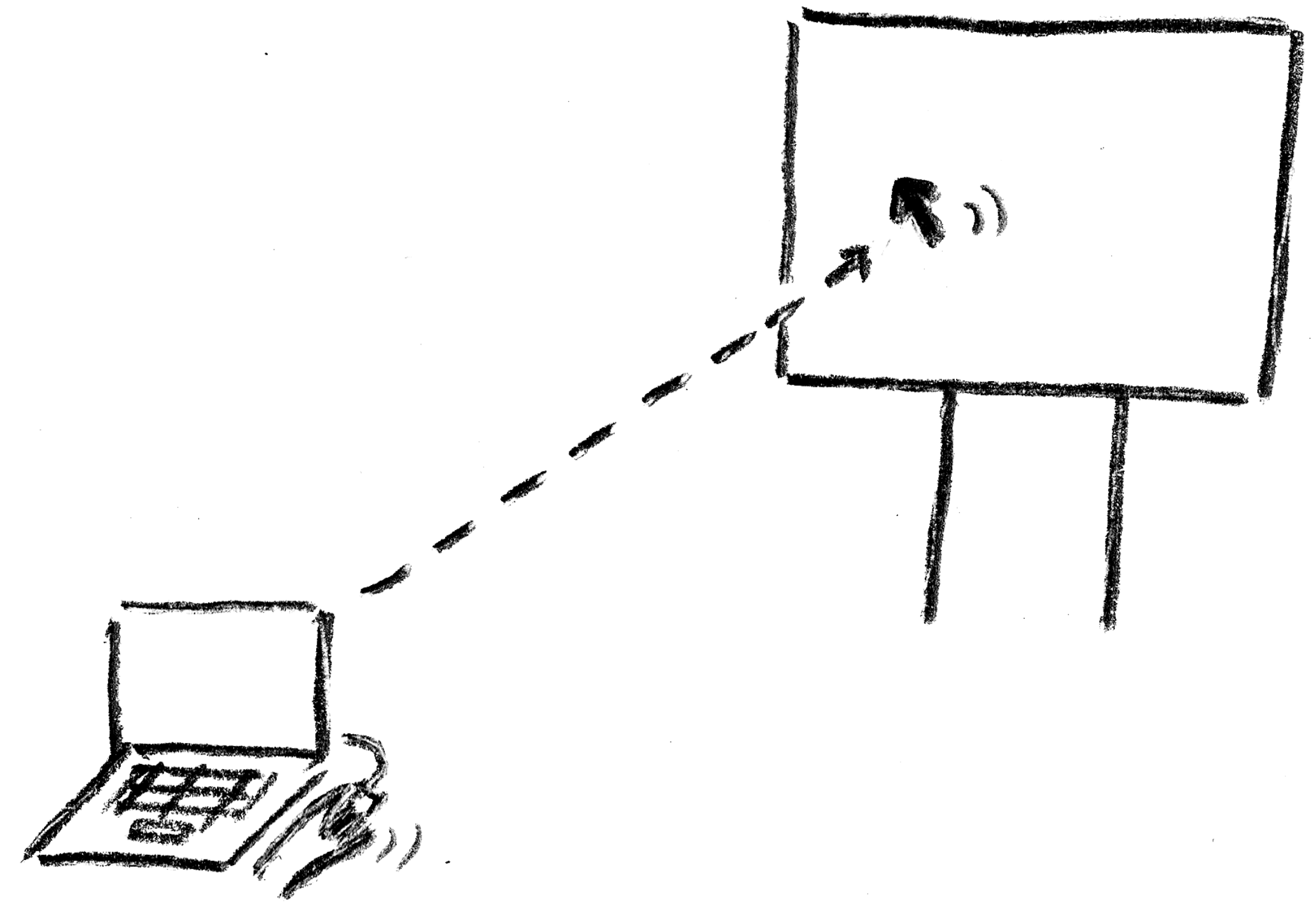
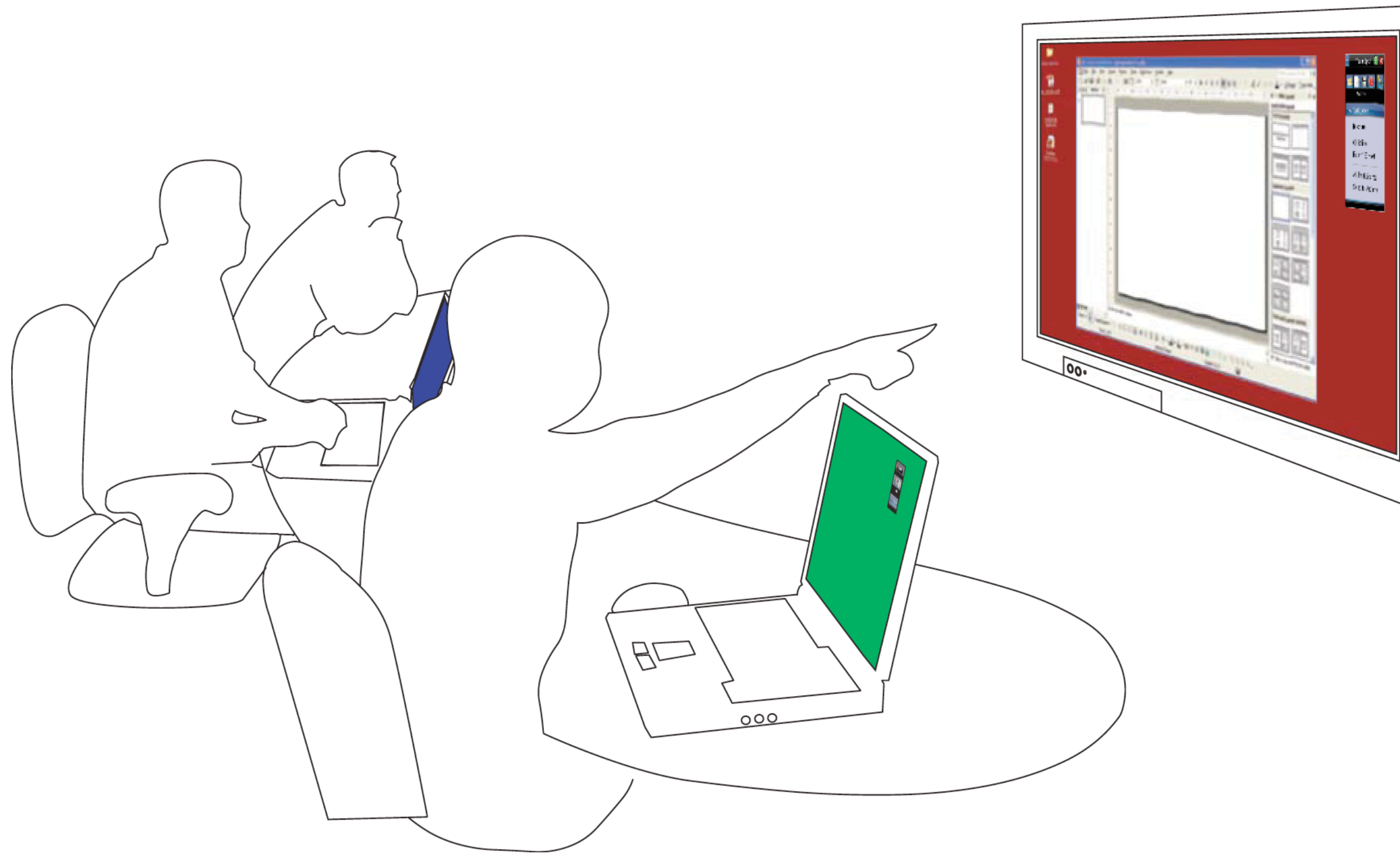
**Chapter 10: Jan Borchers,  
The Aachen Media Space: Design  
Patterns for Augmented Work  
Environments**




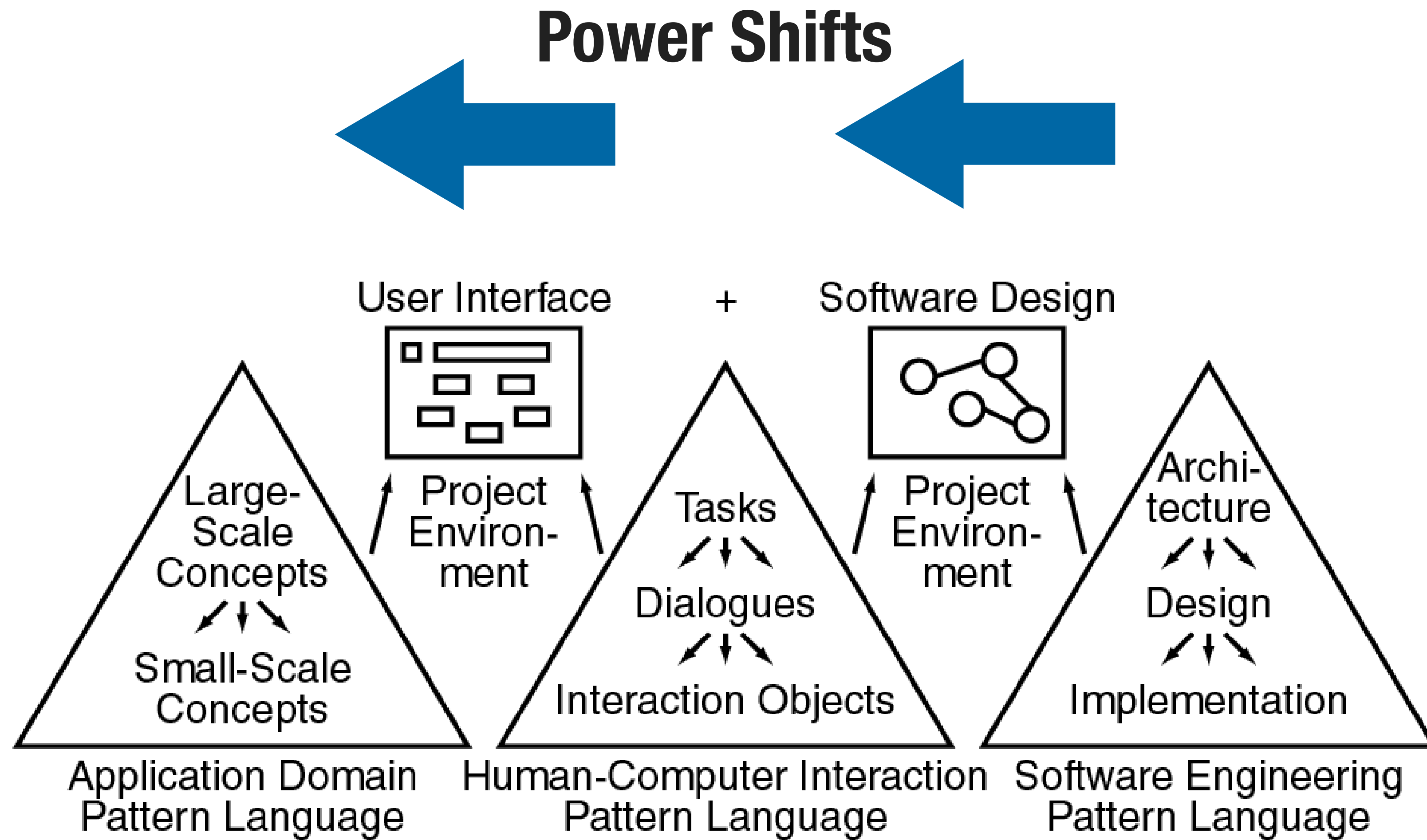
# SOCIAL PROTOCOL \*\*\*



# COLLOCATED GROUP SERVICES \*\*




# Using Patterns in the Application Domain



# Nielsen's Usability Engineering Lifecycle

- Described in detail in: Jakob Nielsen, *Usability Engineering*, Morgan Kaufmann 1993
- Nielsen is an often-cited usability expert, especially for the web
- His web site [useit.com](http://useit.com) offers current, interesting articles on usability, including his regular **Alertbox** column



# Nielsen's Usability Engineering Lifecycle

- A software lifecycle model geared towards interactive systems
- Not all stages must be completed for a useful product, but they are recommended
- Not a strict step-after-step waterfall model; some “stages” are more like recommendations, overlapping others


# Nielsen's Usability Engineering Lifecycle

1. Know the User
2. Competitive Analysis
3. Setting Usability Goals
4. Parallel Design
5. Participatory Design
6. Coordinated Design
7. Design Guidelines & Heuristic Analysis
8. Prototyping
9. Empirical Testing
10. Iterative Design
11. Feedback from Field Use

# Stages and Pattern Use

## 1. Know the User

- Understand individual user characteristics of your target group and their tasks, then derive functional needs of your system
- Create application domain pattern language during the task analysis
- Not perfect patterns, but “work patterns”
- Simplifies communication




# Stages and Pattern Use

## 2. Competitive Analysis

- Study other products to find different solutions and compare usability
- Generalize observations as HCI design patterns

## 3. Setting Usability Goals

- Weigh and prioritize different usability aspects (e.g., simplicity vs. efficiency)
- Use HCI design pattern forces to model design tradeoffs




# Stages and Pattern Use

## 4. Parallel Design

- Have multiple teams develop divergent initial solutions to explore the design space better
- Use high-level HCI design patterns as guidelines

## 5. Participatory Design

- Involve users / application domain experts throughout the design process
- Use the interdisciplinary vocabulary function of application and HCI design pattern languages




# Stages and Pattern Use

## 6. Coordinated Design

- Ensure consistent design of total UI, including help, documentation, earlier versions, and your other products
- Low-level HCI design patterns support consistency

## 7. Apply Guidelines and Heuristic Analysis

- Use style guides, guidelines, standards
- Pattern languages can serve as “better guidelines” and corporate memory




# Stages and Pattern Use

## 8. Prototyping

- Create limited prototypes (see DIS 1)
- Software design patterns can help relating developer concepts and concerns to HCI team

## 9. Empirical Testing


- Test all prototypes with or without users
- Use application domain patterns for test scenarios
- Relate usability problems to HCI design patterns



# Stages and Pattern Use

## 10. Iterative Design


- As in DIS 1
- HCI and software design patterns help because they are **constructive**
- All languages will evolve, using “known” project examples
- Capture the **structural design rationale**
- (Patterns and anti-patterns for process rationale)



# Stages and Pattern Use

## 11. Collect Feedback from Field Use

- After delivery: field tests, followup studies, helpline call analysis...
- Application domain language as common language
- HCI pattern language points designers to alternative solutions
- Also strengthen / rethink patterns as result



# Pattern Languages in HCI: A Critical Review

- In: Human-Computer Interaction Journal, 2006
- by Andy Dearden and Janet Finlay

Characteristic	Winn & Calder2002	Bayle et al. 1998	van Welie et al. 2000	Granlund et al. 2001	Borchers 2000	Finlay et al. 2002	Fincher & Utting 2002	Erickson 2000a	van Duynne et al. 2003	Tidwell 1998, 1999a
1. A pattern implies an artefact	●		?	?	●	?	?	?	●	?
2. A pattern bridges many levels of abstraction	●						?		?	
3. A pattern includes its rationale	●	?	●	?	●	?	?	?	●	?
4. A pattern is manifest in a solution	●									
5. A pattern captures system hot spots	●									
6. A pattern is part of a language	●		?	●	●	●	●	●	●	?
7. A pattern is validated by use	●	?	●	?		●		?		●
8. A pattern is grounded in a domain	●	?	?	●	●	?		●	●	
9. A pattern captures a big idea	●						●			
10. Patterns support a 'lingua franca'		●	?	?	●	●	●	●	?	●
11. Different patterns deal with problems at different 'scales'		●	●	●	●	?	?	●	●	●
12. Patterns reflect design values		●	?		●	●	●	●	?	●
13. Patterns capture design practice		●	●	?	?	?	●		●	?

# HCI Design Patterns Today

- Part of HCI Research and Practice
- Design Patterns have become a common concept and term in HCI papers
- Our original DIS'2000 article (<https://doi.org/10.1145/347642.347795>) summarizing the approach from the book is referenced frequently
- An example from last year's CHI (2025):

Y Elbitar et al.: **Permission Rationales in the Web Ecosystem: An Exploration of Rationale Text and Design Patterns.** *Proc. CHI'25*, ACM, Article 922, pp. 1–25. <https://doi.org/10.1145/3706598.3713547>

# Summary

- HCI Design Patterns capture the **essence of successful solutions to recurring problems in user interface design**
- Architecture — software engineering — HCI
- Name, ranking: **vocabulary**
- Context, references: **language network**
- Problem (forces), solution: **summary**
- Sensitizing example, examples, diagram: **grounding**
- A literary form
- Writers' workshops
- Middle ground between Golden Rules and Style Guides
- Now in standard HCI books (Shneiderman, Dix), many languages published, common concept
- Benefit today: **lingua franca** throughout design process and in HCI research

# Next

- Hand in **Milestone 3** today. Next Milestone: Data Analysis!
- Following weeks: research presentations
- Keep in mind: Presentations are on 21.7. and 22.7.



KW 19	KW 20	KW 21	KW 22	KW 23	KW 24	KW 25	KW 26	KW 27	KW 28	KW 29	KW 30
<b>M1:</b> Research Topic		<b>M2:</b> Research Plan <i>Groups formed</i>	<i>Excursion week</i>	<b>M3:</b> Conduct- ing Research		<b>M4:</b> Data analysis			<b>M5:</b> Prepare Presentatio n		Project Presenta- tions

