

Designing Interactive Systems II

Computer Science Graduate Programme SS 2010

Prof. Dr. Jan Borchers
Media Computing Group
RWTH Aachen University

<http://hci.rwth-aachen.de/dis2>



Review

- What is the difference between Smalltalk, Squeak, and Morphic?
- How did the original Smalltalk implement the window system layer architecture?
- What are the most particular qualities of Morphic as a UI toolkit?
- What are morphs, and what is special about them?
- How does Morphic implement widget layout?




The Apple Macintosh




- Introduced in 1984
- Based on PARC Smalltalk, Star, Tajo
- Few technical innovations (QuickDraw)
 - Otherwise, rather steps back
- But landmark in UI design and consistency policies
 - First commercially successful GUI machine
 - Advertised with what is sometimes considered the best commercial in history:
<http://www.apple-history.com/movies/1984.mov>



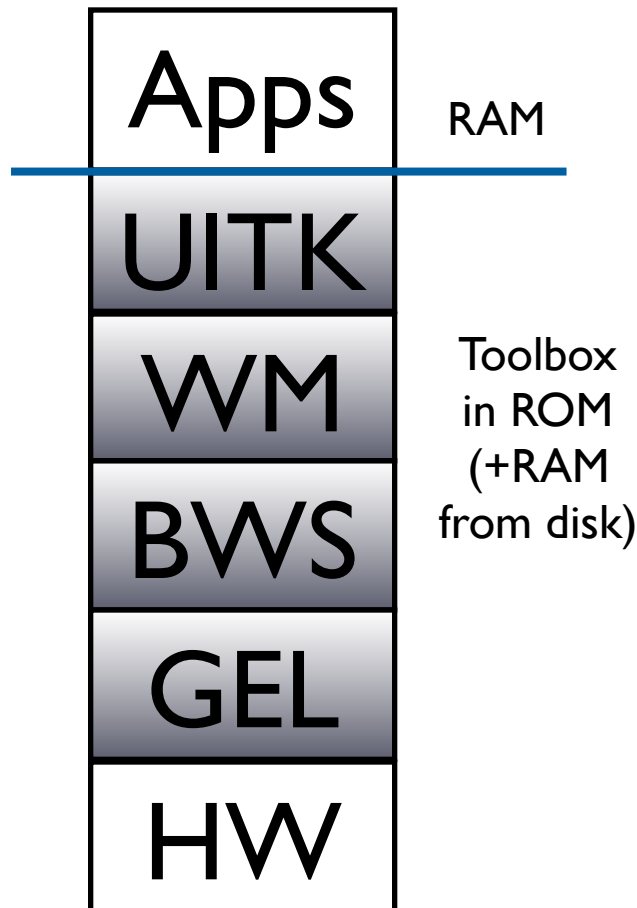
1984



20 Years Later..



Macintosh: Architecture



- One address space, communication with procedure calls
- “No” OS—app is in charge, everything else is a subroutine library (“Toolbox”)
 - Functional, not object-oriented (originally written in Pascal)
 - Organized into **Managers**
 - Mostly located in “the Mac ROM”



Event Manager

- Event loop core of any Mac app
- Processes events (from user or system) and responds
- Event Manager offers functions to deal with events

- `extern pascal Boolean GetNextEvent (short eventMask, EventRecord *theEvent);`

- Cooperative Multitasking
 - External: App must allow user to switch to other apps
 - Internal: App must surrender processor to system regularly

```
struct EventRecord {
    short what; // type of event
    long message; // varies depending
                // on type
    long when; // Timestamp in
ticks
    Point where; // mouse position
                // in global coords
    short modifiers; // modifier keys
held down
};
```

Event types

```
enum {
    nullEvent = 0,
    mouseDown = 1,
    mouseUp = 2,
    keyDown = 3,
    keyUp = 4,
    autoKey = 5,
    updateEvt = 6,
    diskEvt = 7,
    activateEvt = 8,
    osEvt = 15,
};
```



Control Manager

- Controls: Buttons, checkboxes, radio buttons, pop-up menus, scroll bars,...
- Control Manager: Create, manipulate, redraw, track & respond to user actions

Dialog Manager

- Create and manage dialogs and alerts
- (System-) modal, movable (application-modal), or modeless dialog boxes—choice depends on task!



Window Manager(!)

- Not the Window Manager from our layer model
- Create, move, size, zoom, update windows
- App needs to ensure background windows look deactivated (blank scrollbars,...)

Menu Manager

- Offers menu bar, pull-down, hierarch. & pop-up menus
- Guidelines: any app must support Apple, File, Edit, Help, Keyboard, and Application menus



Finder Interface

- Defining icons for applications and documents
- Interacting with the Finder

Other Managers

- Scrap Manager for cut&paste among apps
- Standard File Package for file dialogs
- Help Manager for balloon help
- TextEdit for editing and displaying styled text
- Memory Manager for the heap
- List Manager, Sound Manager, Sound Input Manager,...



Resource Manager

- Resources are basic elements of any Mac app: Descriptions of menus, dialog boxes, controls, sounds, fonts, icons,...
- Makes it easier to update, translate apps
- Stored in **resource fork** of each file
 - Each Mac file has data & resource fork
 - Data fork keeps application-specific data (File Manager)
 - Resource fork keeps resources in structured format (Resource Manager)
 - For documents: Preferences, icon, window position
 - For apps: Menus, windows, controls, icons, code(!)



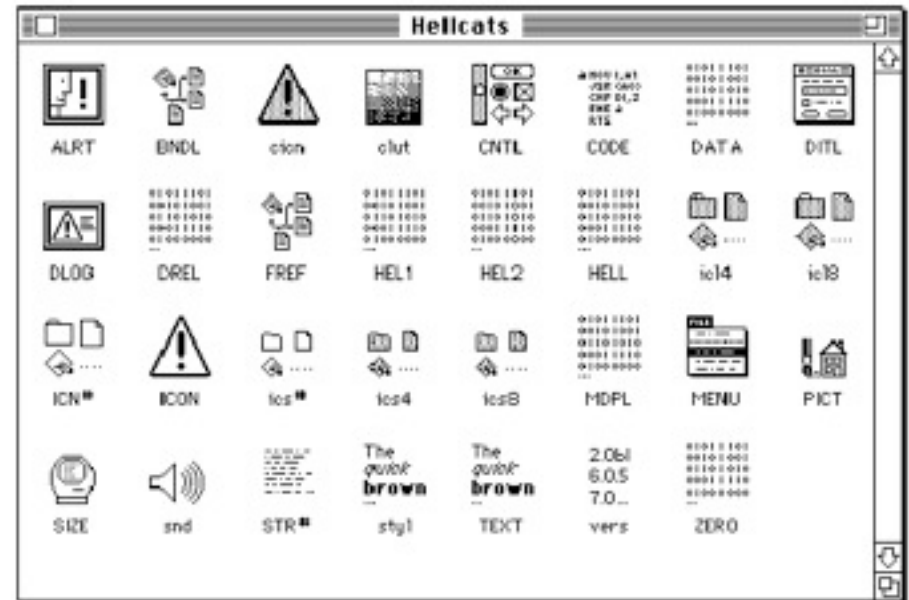
Resource Manager

- Identified by type (4 chars) and ID (integer)
 - Standard resource types (WIND,ALRT,ICON,...)
 - Custom resource types (defined by app)
- Read and cached by Resource Manager upon request
 - Priorities through search order when looking for resource
 - Last opened document, other open docs, app, system
- Can write resources to app or document resource fork
 - E.g., last window position



ResEdit

- Graphical Resource Editor (Apple)
- Overview of resources in resource fork of any file (app or doc), sorted by resource type
- Opening a type shows resources of that type sorted by their ID
- Editors for basic resource types built in (ICON, DLOG,...)
- Big productivity improvement over loading resources as byte streams



Macintosh: Evaluation

- **Availability:** high (apps from 1984 still ran on machines from 2005)
- **Productivity:** originally low (few tools except ResEdit; Mac was designed for users, not programmers)
- **Parallelism:** originally none, later external+internal
 - External: Desk accessories, Switcher, MultiFinder
 - Internal: Multi-processor support in mid-90's



Macintosh: Evaluation

- **Performance:** high (first Mac was 68000@1MHz, 128K RAM) – improvement over Smalltalk
- **Graphic model:** QuickDraw (RasterOp+fonts, curves...)
- **Style:** most consistent to this day (HI Guidelines, Toolbox)
- **Extensibility:** low (Toolbox in ROM, later extended via System file)



Macintosh: Evaluation

- **Adaptability:** medium (System/app/doc preferences in resources, but limited ways to change look&feel)
- **Resource sharing:** medium (fonts, menu bar shared by apps,...)
- **Distribution:** none
- **API structure:** procedural (originally Pascal)
- **API comfort:** high (complete set of widgets)
- **Independency:** Medium (most UI code in Toolbox)
- **Communication:** originally limited to cut&paste



In-Class Exercise: Simple Mac Application

- Write a simple Macintosh application that opens a window and exits upon mouseclick



```

void main (void)
{
    WindowPtr window;
    Rect rect;

    InitGraf (&qd.thePort); // must be called before any other TB Manager (IM IX 2-36)
    InitFonts (); // after ig, call just to be sure (IM IX 4-51)
    FlushEvents(everyEvent,0); // ignore left-over (finder) events during startup
    InitWindows (); // must call ig & if before (IM Toolbox Essentials 4-75; IM I 280)

    InitCursor (); // show arrow cursor to indicate that we are ready

    SetRect (&rect, 100, 100, 400, 300);

    window = NewCWindow (NULL, &rect, "\pMy Test", true, documentProc,
        (WindowPtr) -1, FALSE, 0);

    do {
    }
    while (!Button());

    DisposeWindow (window);
}

```

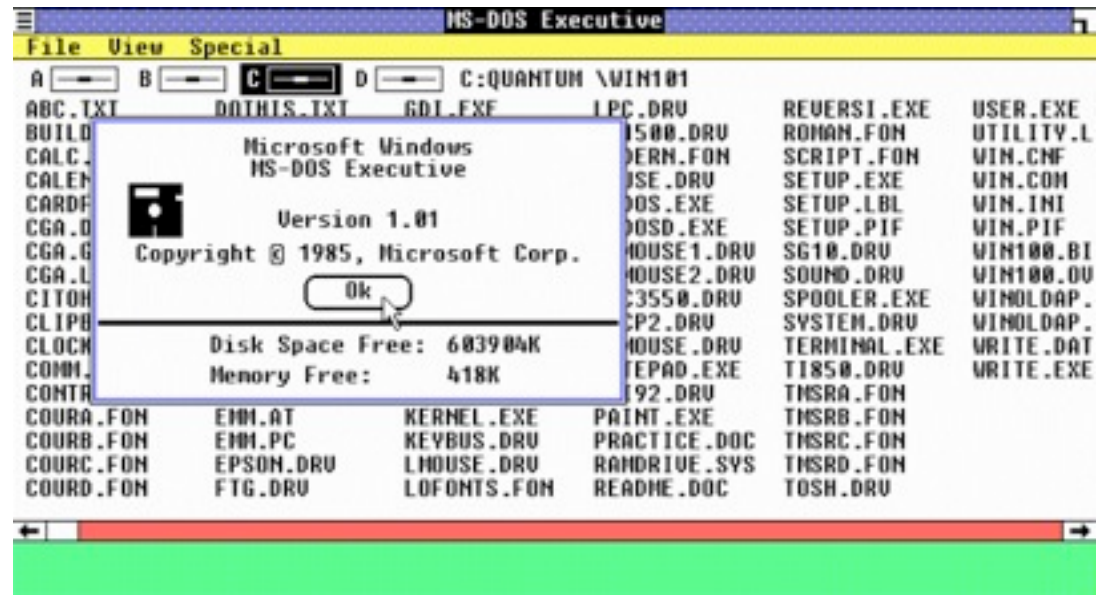






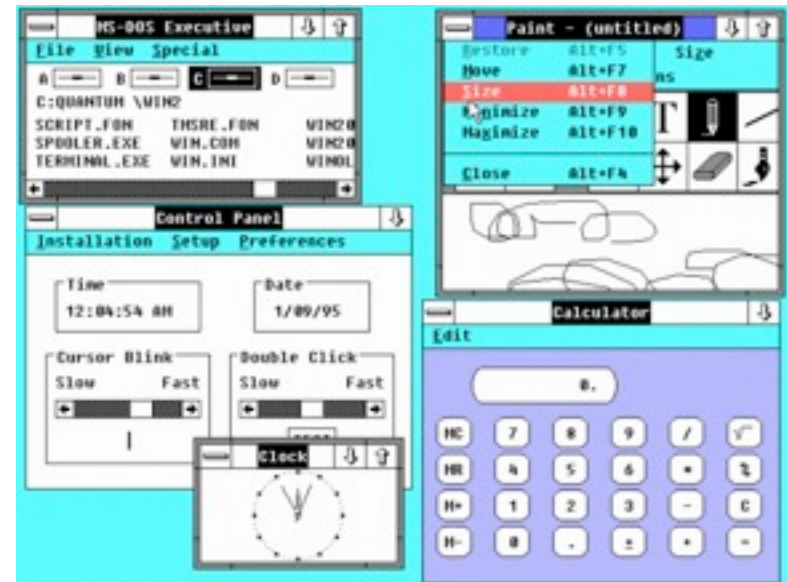
Windows: History

- 1985: Windows 1.0
 - no virtual memory, shared memory space
 - tiled windows only, no composite widgets
 - dev tools: DOS only



Windows: History

- 1987: Windows 2.0 - windows can overlap
 - composite widgets (dialog boxes)
 - Windows 2.04: address memory > 1MB
 - SDK w/ MS C 5.0, can develop within Windows



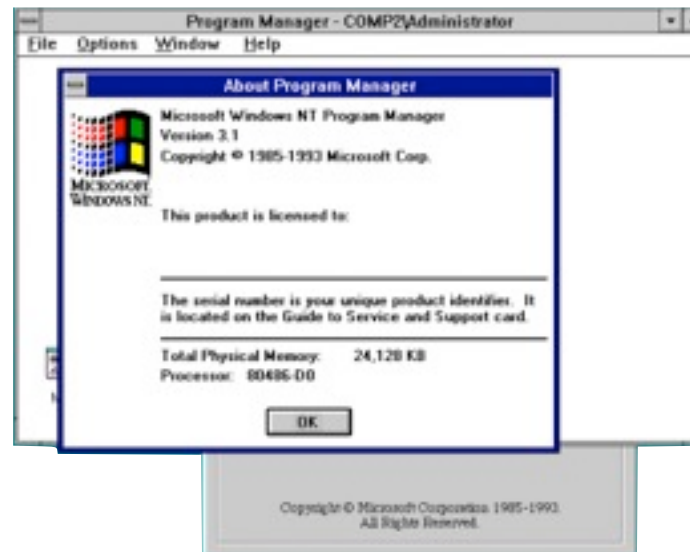
Windows: History

- 1990: Windows 3.0
 - virtual memory
 - BMP format adopted



Windows: History

- 1993: Windows NT 3.1
 - rewritten from scratch, 32-bit (Win32)
 - pre-emptive multitasking, processes
 - ran on x86, MIPS, Alpha, PowerPC




```

int PASCAL WinMain (HINSTANCE hInstance, HINSTANCE hPrevInstance,
    LPSTR lpszCmdLine, int nCmdShow)
{
    static char szAppName [] = "DIS II goes Windows" ;
    MSG msg;
    WNDCLASS wndclass ;

    if (!hPrevInstance)
    {
        wndclass.style = CS_HREDRAW | CS_VREDRAW ;
        wndclass.lpfnWndProc = WndProc ;
        wndclass.hInstance = hInstance ;
        wndclass.hIcon = LoadIcon (hInstance, IDI_APPLICATION) ;
        wndclass.hCursor = LoadCursor (NULL, IDC_ARROW) ;
        wndclass.lpszMenuName = "AppMenu";
        wndclass.lpszClassName = szAppName ;

        ...
        RegisterClass (&wndclass) ;
    }

    HWND hwnd = CreateWindow (szAppName, "DIS II",
        WS_OVERLAPPEDWINDOW, CW_USEDEFAULT, CW_USEDEFAULT, CW_USEDEFAULT,
        NULL, NULL, hInstance, NULL) ;

    ShowWindow (hwnd, nCmdShow) ; //show window
    UpdateWindow (hwnd); //initial update

    while (GetMessage (&msg, NULL, 0, 0))
    {
        TranslateMessage (&msg) ;
        DispatchMessage (&msg) ;
    }

    return msg.wParam ;
}

```



Windows[®] 7

Beta

