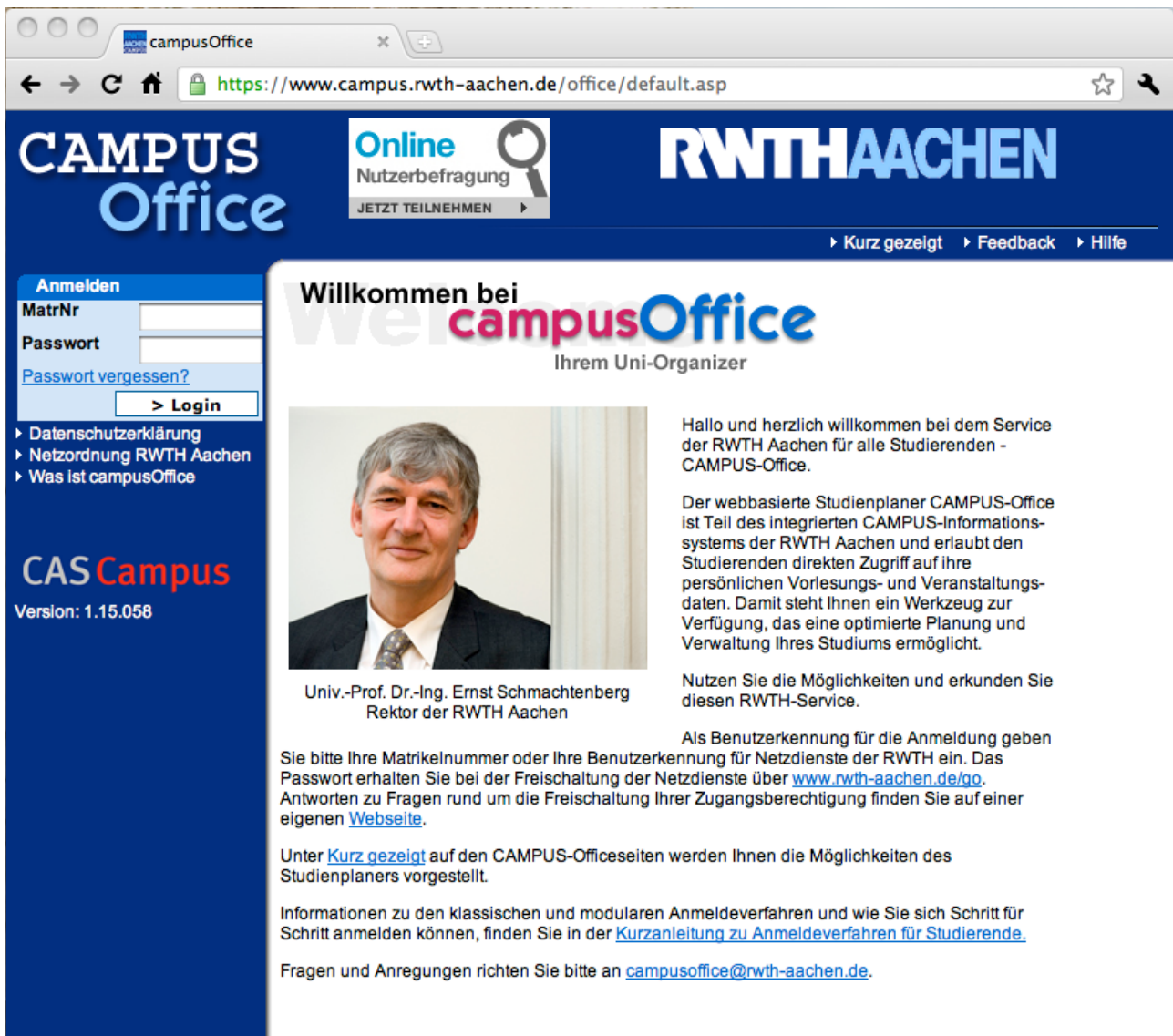


# DIS 1 WS 2017/18 Registration in Bonn

Please do the following steps to register for DIS 1 in Bonn. If you **cannot** register, send an email to **Paulina** ([reijsmeyjer@cs.rwth-aachen.de](mailto:reijsmeyjer@cs.rwth-aachen.de)) with the following details:

- First name and last name
- Matriculation number (if you have one)
- RWTH email address (if you have one)
- Your email address (**only** if you don't have RWTH email address)

1. Go to Campus Office website (<https://www.campus.rwth-aachen.de/office/default.asp>)



The screenshot shows the Campus Office website homepage. The browser address bar displays <https://www.campus.rwth-aachen.de/office/default.asp>. The page has a blue header with the 'CAMPUS Office' logo on the left and the 'RWTHAACHEN' logo on the right. Below the header, there is a navigation bar with links for 'Kurz gezeigt', 'Feedback', and 'Hilfe'. The main content area is titled 'Willkommen bei Web campusOffice Ihrem Uni-Organizer'. On the left side, there is a login form with fields for 'MatrNr' and 'Passwort', a 'Passwort vergessen?' link, and a '> Login' button. Below the login form, there are links for 'Datenschutzerklärung', 'Netzordnung RWTH Aachen', and 'Was ist campusOffice'. At the bottom left, there is a 'CAS Campus' logo and the version number 'Version: 1.15.058'. The main content area features a portrait of Univ.-Prof. Dr.-Ing. Ernst Schmachtenberg, Rektor der RWTH Aachen. To the right of the portrait, there is a welcome message in German, followed by a paragraph about the web-based study planner 'CAMPUS-Office' and its integration with the RWTH Aachen information system. Below this, there is a paragraph about the user recognition for login and a link to the 'Kurzanleitung zu Anmeldeverfahren für Studierende'. At the bottom, there is a paragraph about the possibilities of the study planner and a link to the 'Kurzanleitung zu Anmeldeverfahren für Studierende'. Finally, there is a paragraph about the contact information for questions and suggestions, with a link to [campusoffice@rwth-aachen.de](mailto:campusoffice@rwth-aachen.de).






2. Log in with your 6-digit Matriculation Number ('MatrNr') and password ('Passwort')

3. Select “Semester Wählen” from the left-hand-side menu

The screenshot shows the 'CAMPUS Office' interface for RWTH Aachen. The left-hand-side menu is expanded, and 'Semester wählen' is highlighted with a red box. The main content area displays a list of study programs for the winter semester 2010/2011, including 'Diplomstudiengänge (D)', 'Magisterstudiengänge (M.A.)', 'Lehramtsstudiengänge (GYM+GS,BK,SII)', 'Medizinische Studiengänge (St)', 'Bachelor of Arts (B.A.)', 'Bachelor of Science (B.Sc.)', 'Master of Arts (M.A.)', 'Nichtkonsekutive/internationale Masterstudiengänge (M.Sc.)', 'Master of Science (M.Sc.)', 'Nichtkonsekutive/internationale Masterstudiengänge (M.Sc.)', 'Aufbau- (A), Ergänzungs- (E) und Zusatzstudiengänge (Z)', 'Prüfungen (Zentrales Prüfungsamt)', 'Sprachenzentrum', 'Interdisziplinäres Lehrangebot', 'Studierende unterrichten Studierende', 'Lehrerfortbildungsverzeichnis', 'Schülervorlesungsverzeichnis', 'Seniorenstudium', and 'CAMPUS-Studiengang'.

4. Choose “WS 2017/2018” -> “Master of Science (M.Sc.)” -> “Media Informatics (M.Sc.)” -> “Multimedia-Benutzung und -Wirkung”

<a href="#">Media Informatics (M.Sc.)</a>
<input type="checkbox"/> <a href="#">Rechner- und Kommunikationstechnologie</a>
<input type="checkbox"/> <a href="#">Multimedia-Technologie</a>
<input checked="" type="checkbox"/> <a href="#">Multimedia-Benutzung und -Wirkung</a>
<a href="#">Kommunikationsfertigkeiten</a>
<a href="#">Praktika</a>

LV-Nr.	Titel	eLearning	Dozent	Art/SWS	Zeit
17ws-22927	<a href="#">Designing Interactive Systems I - Klausur (PT 1)</a>		<a href="#">Borchers</a> , <a href="#">Raumvergabe</a> , <a href="#">Reijsmeijer</a> , <a href="#">Stundenplaner</a> , <a href="#">Subramanian</a> , <a href="#">ZPA</a>	KI (V3/ Ü2)	Do, 22.02.2018 08:00 - 10:30 <a href="#">2356 050</a> (AH V) Do, 22.02.2018 08:00 - 10:30 <a href="#">2354 030</a> (AH IV) Do, 22.02.2018 08:00 - 10:30 <a href="#">2350 314.1</a> (AH III) Do, 22.02.2018 08:00 - 10:30 <a href="#">2350 111</a> (AH II)
17ws-04405	<a href="#">Designing Interactive Systems I</a>		<a href="#">Borchers</a> , <a href="#">Raumvergabe</a> , <a href="#">Reijsmeijer</a> , <a href="#">Stundenplaner</a> , <a href="#">Subramanian</a> , <a href="#">ZPA</a>	VÜ (V3/ Ü2)	Mo 12:15 - 13:45 Room 5053.2a/b Mi 10:00 - 11:45 Room 5053.2a/b  Mi, 11.10.2017 09:00 - 12:15 <a href="#">2350 314.1</a> (AH III) Mo, 06.11.2017 11:45 - 13:15 <a href="#">2350 009</a> (AH I) Mo, 06.11.2017 12:00 - 14:00 <a href="#">5381 U103</a> (38 A 2) Do, 23.11.2017 14:00 - 16:30 <a href="#">2350 009</a> (AH I) Mi, 14.02.2018 13:00 - 15:30 <a href="#">2350 314.1</a> (AH III)
17ws-47380	<a href="#">Designing Interactive Systems I - Klausur (PT 2)</a>		<a href="#">Borchers</a> , <a href="#">Raumvergabe</a> , <a href="#">Reijsmeijer</a> , <a href="#">Stundenplaner</a> , <a href="#">Subramanian</a> , <a href="#">ZPA</a>	KI (V3/ Ü2)	Do, 22.03.2018 08:00 - 11:00 <a href="#">2350 009</a> (AH I) Do, 22.03.2018 08:00 - 11:00 <a href="#">2350 314.1</a> (AH III) Do, 22.03.2018 08:00 - 11:00 <a href="#">2356 050</a> (AH V)
17ws-02651	<a href="#">Designing Interactive Systems I (in Bonn)</a>		<a href="#">Borchers</a> , <a href="#">Reijsmeijer</a> , <a href="#">Subramanian</a> , <a href="#">ZPA</a>	VÜT (V3/Ü2)	Di 13:00 - 16:45 Main Lecture Hall, B-IT Center Bonn  Do, 15.02.2018 15:15 - 16:45 Rheinsaal, B-IT Center Bonn
17ws-01004	<a href="#">Language, Mind and Media</a>		<a href="#">Jarke</a> , <a href="#">Mittelberg</a>	VÜT (V2/Ü1)	Mi 13:00 - 15:30 B-IT Building, Bonn
17ws-02484	<a href="#">CSCW und Groupware: Konzepte und Systeme zur computergestützten Zusammenarbeit</a>		<a href="#">Prinz</a>	VÜT (V2/Ü1)	Mi 10:00 - 12:30 B-IT Building Bonn
17ws-24997	<a href="#">eBusiness – Digitalization of Business Processes and Electronic Businesses</a>		<a href="#">Rose</a>	VÜT (2+1)	Di 09:30 - 11:00 B-IT Building Lecture Hall
17ws-22929	<a href="#">Designing Interactive Systems I (in Bonn) - Klausur</a>		<a href="#">Borchers</a> , <a href="#">Reijsmeijer</a> , <a href="#">Subramanian</a> , <a href="#">ZPA</a>	KI (V3/ Ü2)	Di, 06.02.2018 14:00 - 16:30 Rheinsaal, B-IT Center Bonn Mi, 14.03.2018 11:00 - 13:30 2222, Ahornstr. 55

5. In the course list, choose “**Designing Interactive Systems I (in Bonn)**”

6. Choose “**Zum klassischen Anmeldeverfahren**”

### Designing Interactive Systems I (in Bonn) (Vorlesung/Übung (VÜ))

#### [Zum modularen Anmeldeverfahren](#)

#### [Zum klassischen Anmeldeverfahren](#)

Unterrichtssprache English  
Kreditpunkte 6  
SWS V3/Ü2  
WWW <http://hci.rwth-aachen.de/>  
eLearning  <http://www.rwth-aachen.de/.../all/L2PDispatcher.asp?gguid=0x56B8A892E94F27439CFF92549E519DBE>  
LV-Nr 17ws-02651  
Veranstalter Media Computing Group (Lehrstuhl Informatik 10)

#### Studiengänge

WS 2017/2018

- ▶ [Media Informatics \(M.Sc.\)](#)
- ▶ [Media Informatics \(M.Sc.\)/Multimedia-Benutzung und -Wirkung](#)
- ▶ [Media Informatics \(M.Sc.\)/Multimedia-Benutzung und -Wirkung/in Bonn](#)

7. Click “Anmelden”. Please leave “Zusatzinformation zu Ihrer Anmeldung” empty.

**Anmeldeverfahren Veranstaltung: Designing Interactive Systems I (in Bonn)**

**Daten des Anmeldeverfahrens:**  
Art: Standardverfahren  
Start: 29.09.2014 00:00:00  
Ende: 28.10.2014 00:00:00  
Alle Anmeldungen werden zugeteilt.  
Link: <http://hci.rwth-aachen.de/dis>  
Text: Designing Interactive Systems I (in Bonn) - Course registration

**Sie sind zu dieser Veranstaltung nicht angemeldet.**

**Zusatzinformation zu Ihrer Anmeldung (Maximal 500 Zeichen)**

8. Click “Abmelden” from the toolbar on the left to logout of Campus Office website.



9. Go to **L2P E-learning website** (<https://www2.elearning.rwth-aachen.de/>).
10. **Login** using your TIM user ID. This should be your initials + 6 digits (the first letter of your first name + the first letter of your last name + 6 random digit which is **different** from your matriculation number).
11. If you see “Designing Interactive Systems I (in Bonn)” in your course list, you successfully followed the described steps and **you are done registering**. This last step might take a while—please retry after 1 hour if you are unable to login to L2P.