

DIS 1 (Bonn) WS 2016/17 Registration

Please do the following steps to register for DIS 1 in Bonn. If you **cannot** register, send an email to **Krishna** (krishna@cs.rwth-aachen.de) with the following details:

- First name and last name
- Matriculation number (if you have one)
- RWTH email address (if you have one)
- Your email address (**only** if you don't have RWTH email address)

1. Go to Campus Office website (<https://www.campus.rwth-aachen.de/office/default.asp>)

The screenshot shows the 'CAMPUS Office' website of RWTH Aachen. The browser address bar displays <https://www.campus.rwth-aachen.de/office/default.asp>. The page has a blue header with the 'CAMPUS Office' logo and the 'RWTHAACHEN' logo. Below the header, there is a navigation bar with links for 'Kurz gezeigt', 'Feedback', and 'Hilfe'. On the left side, there is a login section titled 'Anmelden' with input fields for 'MatrNr' and 'Passwort', a 'Login' button, and links for 'Datenschutzerklärung', 'Netzordnung RWTH Aachen', and 'Was ist campusOffice'. The main content area is titled 'Willkommen bei Web campusOffice Ihrem Uni-Organizer' and features a portrait of Univ.-Prof. Dr.-Ing. Ernst Schmachtenberg, the Rector of RWTH Aachen. The text on the page describes the Campus Office as a web-based study planner and provides instructions for registration and login.

2. Log in with your 6-digit Matriculation Number ('MatrNr') and password ('Passwort')







3. Select “Semester Wählen” from the left-hand-side menu

The screenshot shows the CAMPUS Office website interface. The left-hand-side menu is expanded, and the 'Semester wählen' option is highlighted with a red box. The main content area displays a list of study programs (Studiengänge) for the Winter Semester 2010/2011, including options like Diplomstudiengänge (D), Magisterstudiengänge (M.A.), and Master of Science (M.Sc.).

4. Choose “WS 2016/2017” -> “Master of Science (M.Sc.)” -> “Media Informatics (M.Sc.)” -> “Multimedia-Benutzung und -Wirkung”

<u>Media Informatics (M.Sc.)</u>
<input type="checkbox"/> <u>Rechner- und Kommunikationstechnologie</u>
<input type="checkbox"/> <u>Multimedia-Technologie</u>
<input type="checkbox"/> <u>Multimedia-Benutzung und -Wirkung</u>
<u>Kommunikationsfertigkeiten</u>
<u>Praktika</u>

5. In the course list, choose “Designing Interactive Systems I (in Bonn)”


LV-Nr.	Titel	eLearning	Dozent	Art(SWS)	Zeit
14ws-01004	Media, Culture and Mind		Becker, Jarke	VÜT (V2/Ü1)	Mi 15:15 - 17:30 B-IT Building, Bonn, Seminar room 2.1 Do 16:15 - 18:30 B-IT Building, Bonn
14ws-04405	Designing Interactive Systems I		Borchers, Hamdan, Corsten, Subramanian, Raumvergabe, ZPA	VÜ (V3/Ü2)	Mo 13:15 - 14:45 5053.2a/b, Ahornstr. 55 Mi 09:15 - 11:45 5053.2a/b, Ahornstr. 55 Mo, 03.11.2014 13:00 - 15:00 2359 222 (9222) Di, 18.11.2014 13:00 - 16:00 2352 021 (Aula 2) Mi, 18.02.2015 13:00 - 15:30 2350 314.1 (AH III)
14ws-02484	CSCW und Groupware: Konzepte und Systeme zur computergestützten Zusammenarbeit		Prinz	VÜT (V2/Ü1)	Mi 11:45 - 13:15 B-IT Building Bonn
14ws-02651	Designing Interactive Systems I (in Bonn)		Borchers, ZPA, Hamdan, Corsten, Subramanian	VÜT (V3/Ü2)	Di 14:00 - 16:30 Main Lecture Hall, B-IT Center Bonn Di 16:45 - 18:15 Main Lecture Hall, B-IT Center Bonn Do, 19.02.2015 15:15 - 16:45 Rheinsaal, B-IT Center Bonn
14ws-22927	Designing Interactive Systems I - Klausur		Borchers, ZPA, Raumvergabe, Hamdan, Corsten, Subramanian	KI (V3/Ü2)	Di, 10.02.2015 14:00 - 16:30 2350 111 (AH II) Di, 10.02.2015 14:00 - 16:30 2222, Ahornstr. 55 Mi, 18.03.2015 11:00 - 13:30 2222, Ahornstr. 55
14ws-22929	Designing Interactive Systems I (in Bonn) - Klausur		Borchers, Corsten, ZPA, Hamdan, Subramanian	KI (V3/Ü2)	Di, 10.02.2015 14:00 - 16:30 Rheinsaal, B-IT Center Bonn Mi, 18.03.2015 11:00 - 13:30 2222, Ahornstr. 55
14ws-24997	eBusiness - Anwendungen, Architekturen und Standards		Rose	VÜT (2+1)	Mo 09:30 - 11:00 B-IT Building Rheinsaal
14ws-38408	Basic Technologies for Web Engineering. Developing state-of-the-art Web 2.0 applications		Jarke, Velasco	VÜ (V2/Ü1)	Mi 08:30 - 10:45 B-IT Building, Bonn

6. Choose “Zum klassischen Anmeldeverfahren”

Designing Interactive Systems I (in Bonn) (Vorlesung/Übung (VÜ))

[Zum modularen Anmeldeverfahren](#)

[Zum klassischen Anmeldeverfahren](#)

Unterrichtssprache English
 Kreditpunkte 6
 SWS V3/Ü2
 WWW <http://hci.rwth-aachen.de/>
 eLearning  <http://hci.rwth-aachen.de/~hci/rwth/all/L2PDispatcher.asp?gguid=0xBAFFCA0B52A8BE4AB913EE2D14E429DC>
 LV-Nr 14ws-02651
 Veranstalter Media Computing Group (Lehrstuhl Informatik 10)

Studiengänge

WS 2014/2015

- ▶ [Media Informatics \(M.Sc.\)](#)
- ▶ [Media Informatics \(M.Sc.\)/Multimedia-Benutzung und -Wirkung](#)
- ▶ [Media Informatics \(M.Sc.\)/Multimedia-Benutzung und -Wirkung/in Bonn](#)


7. Click “Anmelden”

Anmeldeverfahren Veranstaltung: Designing Interactive Systems I (in Bonn)

Daten des Anmeldeverfahrens:
Art: Standardverfahren
Start: 29.09.2014 00:00:00
Ende: 28.10.2014 00:00:00
Alle Anmeldungen werden zugeteilt.
Link: <http://hci.rwth-aachen.de/dis>
Text: Designing Interactive Systems I (in Bonn) - Course registration

Sie sind zu dieser Veranstaltung nicht angemeldet.

Zusatzinformation zu Ihrer Anmeldung (Maximal 500 Zeichen)



8. Click “Abmelden” from the toolbar on the left to logout of Campus Office website.



9. Go to **L2P E-learning website** (<https://www2.elearning.rwth-aachen.de/>).
10. **Login** using your TIM user ID. This should be your initials + 6 digits (the first letter of your first name + the first letter of your last name + 6 random digit which is **different** from your matriculation number).
11. If you see “Designing Interactive Systems I (in Bonn)” in your course list, you successfully followed the described steps and **you are done registering**.